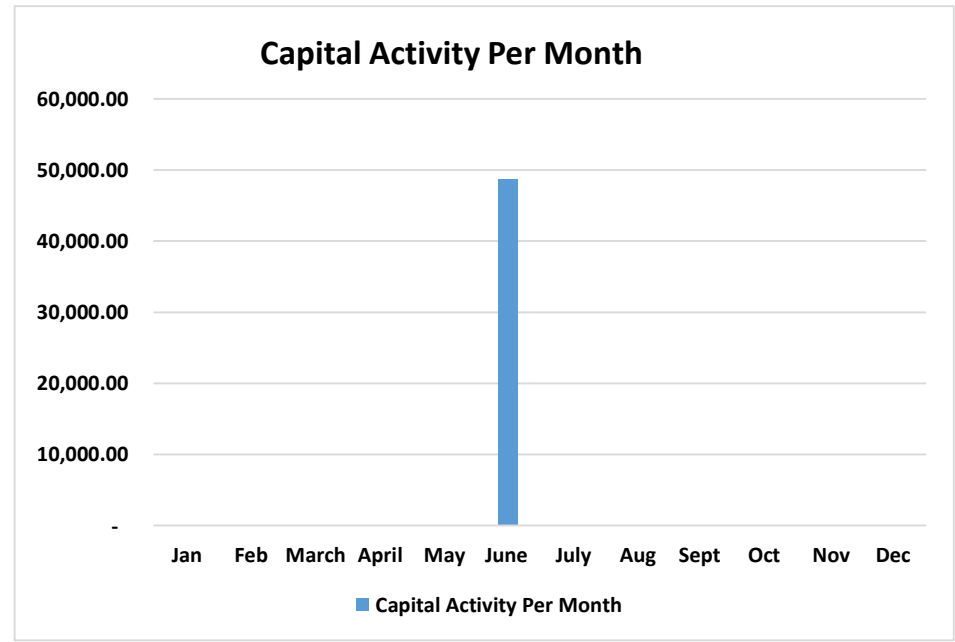


Hotel Motel Capital

Capital Project/Purchase	Budget	Total Activity	Encumbrance	Amount Remaining	% Complete
Anahuac Splash Pad	415,300.00	-	399,941.28	15,358.72	0.00%
McCollum Park Boat Ramp	50,000.00	-	-	50,000.00	0.00%
McCollum Park Drive	10,000.00	-	-	10,000.00	0.00%
Whites Park Lighting	75,000.00	48,720.00	26,280.00	0.00	64.96%
Total	550,300.00	48,720.00	426,221.28	75,358.72	8.85%

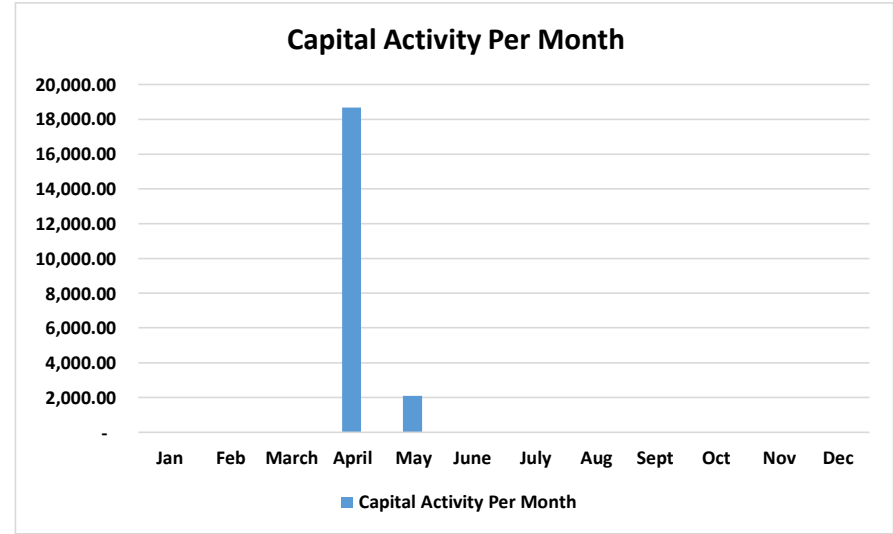


Capital Activity Per Month

Capital Project/Purchase	Jan	Feb	March	April	May	June	July	Aug	Sept	Oct	Nov	Dec
Anahuac Splash Pad	-	-	-	-	-	-	-	-	-	-	-	-
McCollum Park Boat Ramp	-	-	-	-	-	-	-	-	-	-	-	-
McCollum Park Drive	-	-	-	-	-	-	-	-	-	-	-	-
Whites Park Lighting	-	-	-	-	-	48,720.00	-	-	-	-	-	-
Total	-	-	-	-	-	48,720.00	-	-	-	-	-	-

Maintenance Capital

Capital Project/Purchase	Budget	Total Activity	Encumbrance	Amount	
				Remaining	% Complete
Generators	454,000.00	-	-	454,000.00	0.00%
Jail Roof	250,000.00	-	-	250,000.00	0.00%
JP 5 Building Repairs	75,000.00	-	7,000.00	68,000.00	0.00%
Maintenance Truck	50,000.00	-	38,640.60	11,359.40	0.00%
Service Truck with Bed	70,000.00	-	46,877.60	23,122.40	0.00%
Service Truck Air Compressor	5,000.00	-	-	5,000.00	0.00%
Solid Waste Building	675,000.00	-	-	675,000.00	0.00%
West Side Tax Office (2020 Carryover)	189,490.00	38,590.00	153,000.00	(2,100.00)	20.37%
Total	1,768,490.00	38,590.00	245,518.20	1,484,381.80	2.18%

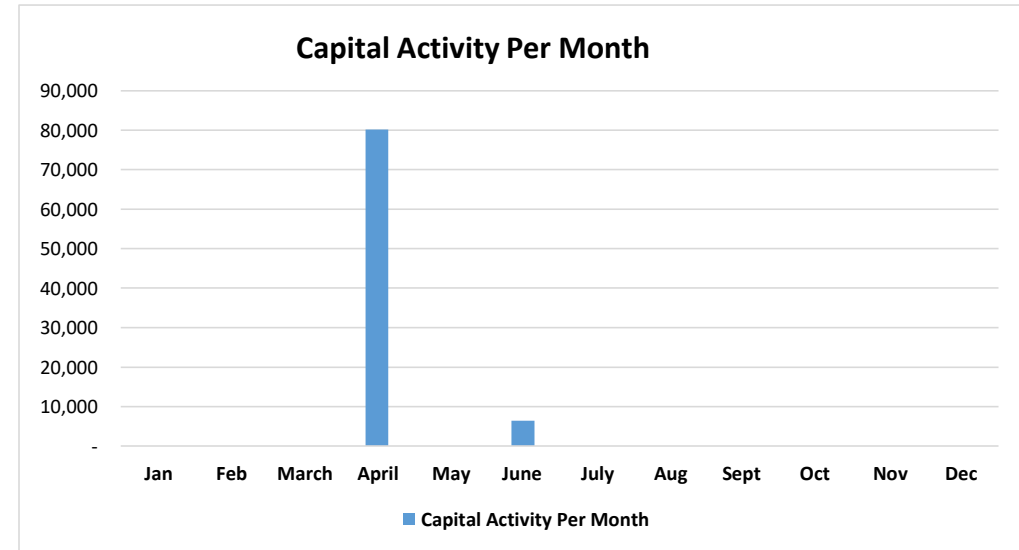


Capital Activity Per Month

Capital Project/Purchase	Jan	Feb	March	April	May	June	July	Aug	Sept	Oct	Nov	Dec
Generators	-	-	-	-	-	-	-	-	-	-	-	-
Jail Roof	-	-	-	-	-	-	-	-	-	-	-	-
JP 5 Building Repairs	-	-	-	-	-	-	-	-	-	-	-	-
Maintenance Truck	-	-	-	-	-	-	-	-	-	-	-	-
Service Truck with Bed	-	-	-	-	-	-	-	-	-	-	-	-
Service Truck Air Compressor	-	-	-	-	-	-	-	-	-	-	-	-
Solid Waste Building	-	-	-	-	-	-	-	-	-	-	-	-
West Side Tax Office (2020 Carryover)	-	-	-	18,670.00	2,100.00	-	-	-	-	-	-	-
Total	-	-	-	18,670.00	2,100.00	-	-	-	-	-	-	-

Road & Bridge Capital

Capital Project/Purchase	Budget	Total Activity	Encumbrance	Amount Remaining	% Complete
84" Pad Roller	143,865.00	-	143,865.00	-	0.00%
F350 Tire Truck	70,000.00	-	64,433.15	5,566.85	0.00%
Flatdeck Gooseneck Trailer	10,000.00	-	-	10,000.00	0.00%
Misc. Shop Equipment	10,000.00	6,452.02	-	3,547.98	64.52%
Pnematic Tire Roller	171,845.00	-	171,845.00	-	0.00%
Reclaimer	452,398.00	-	452,398.00	-	0.00%
Shredder Head Attachment	80,200.00	80,137.49	-	62.51	99.92%
Smooth Drum Roller	133,615.00	-	133,615.00	-	0.00%
Vehicle Replacements	182,077.00	-	31,063.75	151,013.25	0.00%
Water Distributor Truck	140,000.00	-	118,438.11	21,561.89	0.00%
Total	1,394,000.00	86,589.51	1,115,658.01	191,752.48	6.21%

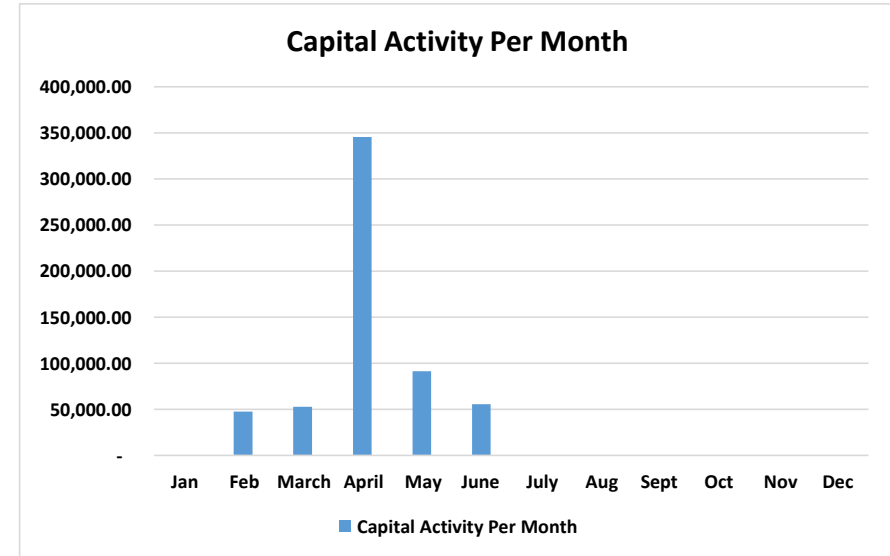


Capital Activity Per Month

Capital Project/Purchase	Jan	Feb	March	April	May	June	July	Aug	Sept	Oct	Nov	Dec
84" Pad Roller	-	-	-	-	-	-	-	-	-	-	-	-
F350 Tire Truck	-	-	-	-	-	-	-	-	-	-	-	-
Flatdeck Gooseneck Trailer	-	-	-	-	-	-	-	-	-	-	-	-
Misc. Shop Equipment	-	-	-	-	-	6,452.02	-	-	-	-	-	-
Pnematic Tire Roller	-	-	-	-	-	-	-	-	-	-	-	-
Reclaimer	-	-	-	-	-	-	-	-	-	-	-	-
Shredder Head Attachment	-	-	-	80,137.48	-	-	-	-	-	-	-	-
Smooth Drum Roller	-	-	-	-	-	-	-	-	-	-	-	-
Vehicle Replacements	-	-	-	-	-	-	-	-	-	-	-	-
Water Distributor Truck	-	-	-	-	-	-	-	-	-	-	-	-
Total	-	-	-	80,137.48	-	6,452.02	-	-	-	-	-	-

Sheriff's Office Capital

Capital Project/Purchase	Budget	Total Activity	Encumbrance	Amount	
				Remaining	% Complete
2 In-Car Radios & 4 Handheld Radios	22,200.00	-	-	22,200.00	0.00%
2 In-Car Raptor RP-1 Dual Band Radar	3,750.00	-	-	3,750.00	0.00%
Body Worn Audio/Recording System	254,000.00	247,433.74	-	6,566.26	97.41%
Mobile Homes	220,000.00	160,250.00	15,750.83	43,999.17	72.84%
Radios	4,500.00	-	-	4,500.00	0.00%
Vehicle Fleet	430,000.00	184,748.65	225,099.60	20,151.75	42.96%
	-	-	-	-	#DIV/0!
Total	934,450.00	592,432.39	240,850.43	101,167.18	63.40%



Capital Activity Per Month

Capital Project/Purchase	Jan	Feb	March	April	May	June	July	Aug	Sept	Oct	Nov	Dec
2 In-Car Radios & 4 Handheld Radios	-	-	-	-	-	-	-	-	-	-	-	-
2 In-Car Raptor RP-1 Dual Band Radar	-	-	-	-	-	-	-	-	-	-	-	-
Body Worn Audio/Recording System	-	-	-	247,433.74	-	-	-	-	-	-	-	-
Mobile Homes	-	-	52,750.00	53,750.00	53,750.00	-	-	-	-	-	-	-
Radios	-	-	-	-	-	-	-	-	-	-	-	-
Vehicle Fleet	-	47,404.25	-	44,286.25	37,527.80	55,530.35	-	-	-	-	-	-
Total	-	47,404.25	52,750.00	345,469.99	91,277.80	55,530.35	-	-	-	-	-	-

