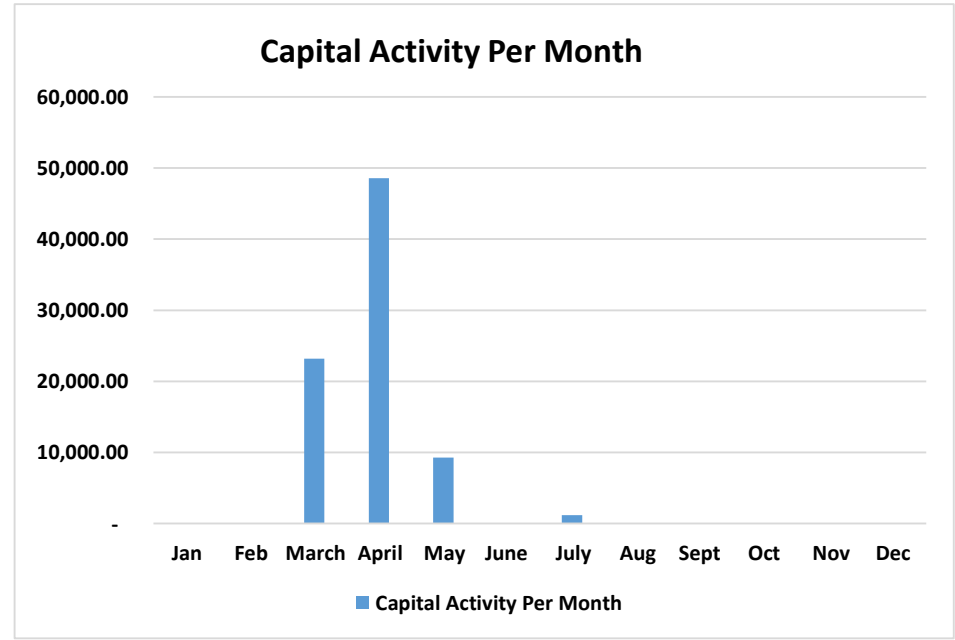


Communications Capital

Capital Project/Purchase	Budget	Total Activity	Encumbrance	Amount Remaining	% Complete
Communications Radios	50,000.00	37,642.74	11,375.33	981.93	75.29%
Dispatch UPS Battery Replacement	6,750.00	5,938.24		811.76	87.97%
LTE Backup Links	2,700.00	1,200.00	1,302.99	197.01	44.44%
Metal Canopy	50,000.00	37,435.73		12,564.27	74.87%
Radio Tower Microwave Links	55,000.00	-	-	55,000.00	0.00%
Shop Fan	3,500.00	-	-	3,500.00	0.00%
Total	167,950.00	82,216.71	12,678.32	73,054.97	48.95%

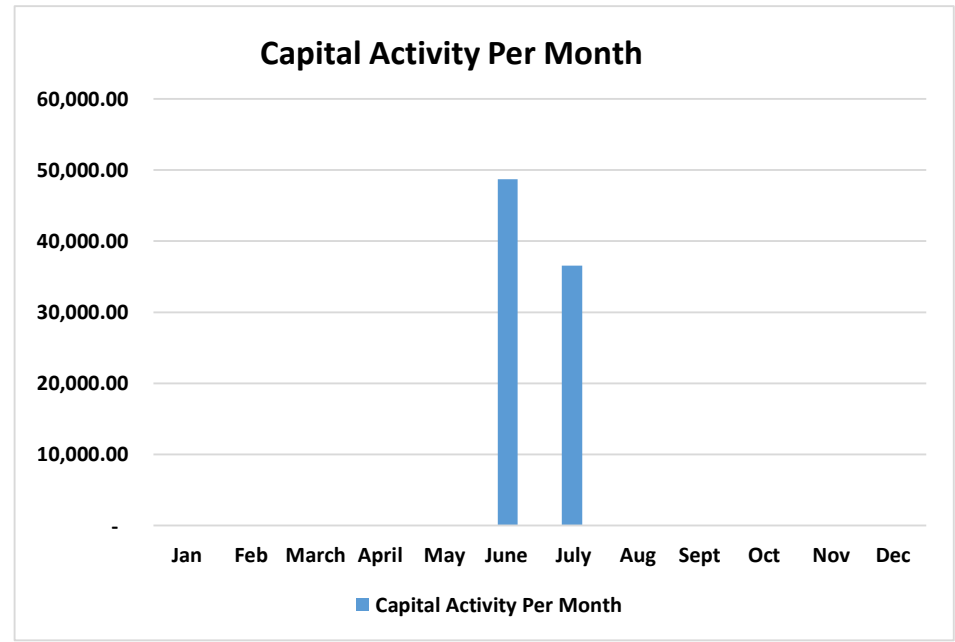


Capital Activity Per Month

Capital Project/Purchase	Jan	Feb	March	April	May	June	July	Aug	Sept	Oct	Nov	Dec
Communications Radios	-	-	23,140.24	14,502.50	-	-	-	-	-	-	-	-
Dispatch UPS Battery Replacement	-	-	-	-	5,938.24	-	-	-	-	-	-	-
LTE Backup Links	-	-	-	-	-	-	1,200.00	-	-	-	-	-
Metal Canopy	-	-	-	34,075.28	3,360.45	-	-	-	-	-	-	-
Radio Tower Microwave Links	-	-	-	-	-	-	-	-	-	-	-	-
Shop Fan	-	-	-	-	-	-	-	-	-	-	-	-
Total	-	-	23,140.24	48,577.78	9,298.69	-	1,200.00	-	-	-	-	-

Hotel Motel Capital

Capital Project/Purchase	Budget	Total Activity	Encumbrance	Amount Remaining	% Complete
Anahuac Splash Pad	415,300.00	36,553.41	363,387.87	15,358.72	8.80%
McCollum Park Boat Ramp	50,000.00	-	-	50,000.00	0.00%
McCollum Park Drive	10,000.00	-	-	10,000.00	0.00%
Whites Park Lighting	75,000.00	48,720.00	26,280.00	0.00	64.96%
Total	550,300.00	85,273.41	389,667.87	75,358.72	15.50%

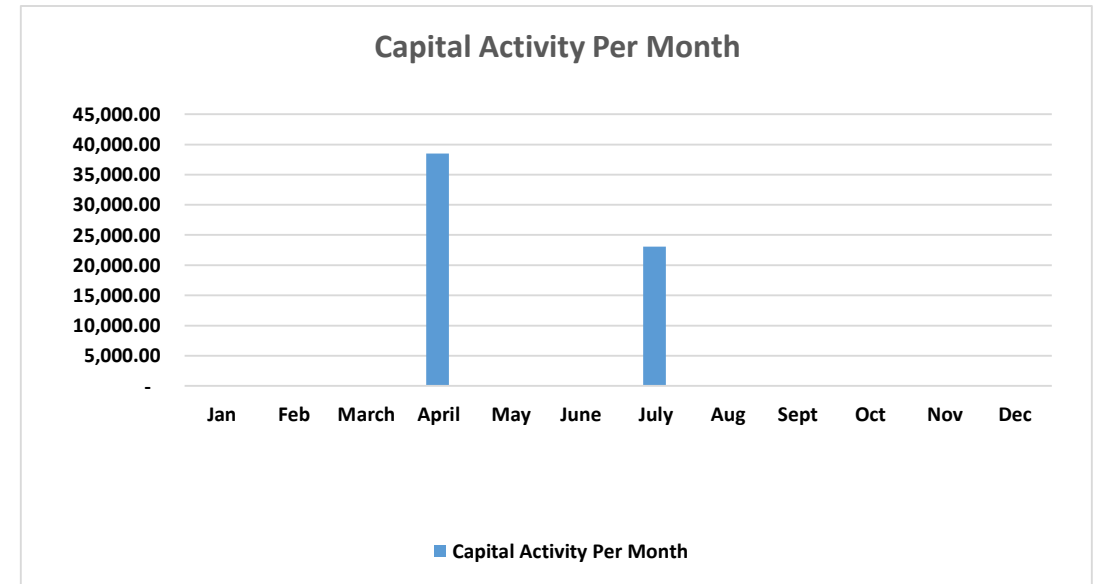


Capital Activity Per Month

Capital Project/Purchase	Jan	Feb	March	April	May	June	July	Aug	Sept	Oct	Nov	Dec
Anahuac Splash Pad	-	-	-	-	-	-	36,553.41	-	-	-	-	-
McCollum Park Boat Ramp	-	-	-	-	-	-	-	-	-	-	-	-
McCollum Park Drive	-	-	-	-	-	-	-	-	-	-	-	-
Whites Park Lighting	-	-	-	-	-	48,720.00	-	-	-	-	-	-
Total	-	-	-	-	-	48,720.00	36,553.41	-	-	-	-	-

Health Service Fund Capital

Capital Project/Purchase	Budget	Total Activity	Encumbrance	Amount	
				Remaining	% Complete
2022 Ford Escape	23,100.00	23,072.00	-	28.00	99.88%
2022 Ford Expedition	38,519.70	38,519.70	-	-	100.00%
Total	61,619.70	61,591.70	-	28.00	99.95%

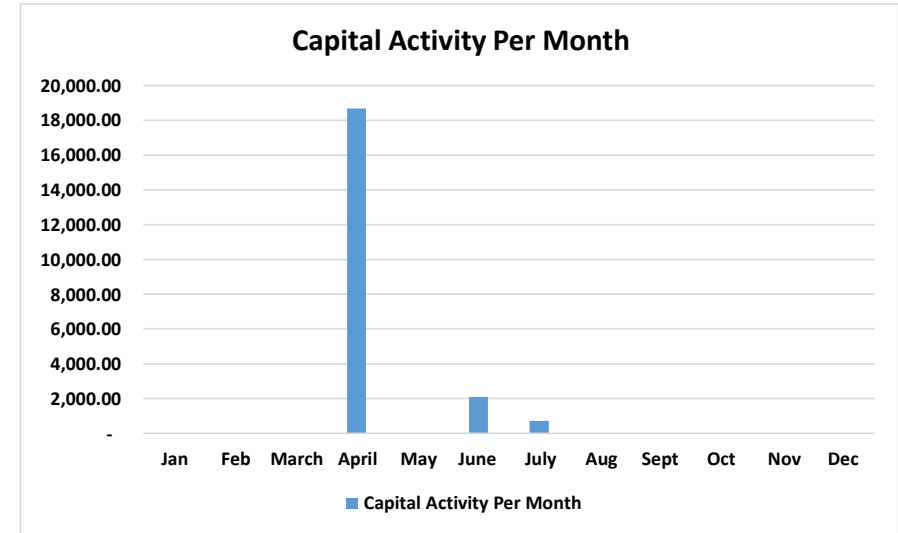


Capital Activity Per Month

Capital Project/Purchase	Jan	Feb	March	April	May	June	July	Aug	Sept	Oct	Nov	Dec
2022 Ford Escape	-	-	-	-	-	-	23,072.00	-	-	-	-	-
2022 Ford Expedition	-	-	-	38,519.70	-	-	-	-	-	-	-	-
	-	-	-	-	-	-	-	-	-	-	-	-
Total	-	-	-	38,519.70	-	-	23,072.00	-	-	-	-	-

Maintenance Capital

Capital Project/Purchase	Budget	Total Activity	Encumbrance	Amount	
				Remaining	% Complete
Generators	454,000.00	-	-	454,000.00	0.00%
Jail Roof	250,000.00	-	-	250,000.00	0.00%
JP 5 Building Repairs	75,000.00	700.00	6,300.00	68,000.00	0.93%
Maintenance Truck	50,000.00	-	38,640.60	11,359.40	0.00%
Service Truck with Bed	70,000.00	-	46,877.60	23,122.40	0.00%
Service Truck Air Compressor	5,000.00	-	-	5,000.00	0.00%
Solid Waste Building	675,000.00	-	-	675,000.00	0.00%
West Side Tax Office (2020 Carryover)	189,490.00	38,590.00	153,000.00	(2,100.00)	20.37%
Total	1,768,490.00	39,290.00	244,818.20	1,484,381.80	2.22%

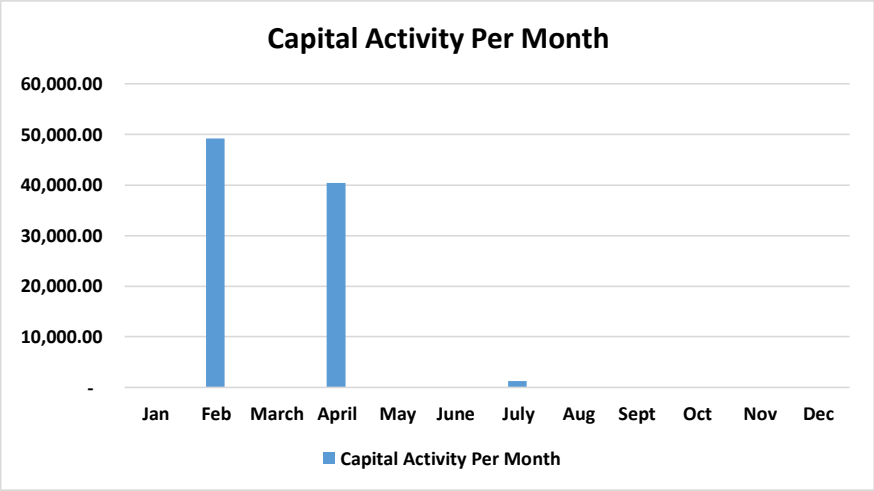


Capital Activity Per Month

Capital Project/Purchase	Jan	Feb	March	April	May	June	July	Aug	Sept	Oct	Nov	Dec
Generators	-	-	-	-	-	-	-	-	-	-	-	-
Jail Roof	-	-	-	-	-	-	-	-	-	-	-	-
JP 5 Building Repairs	-	-	-	-	-	-	700.00	-	-	-	-	-
Maintenance Truck	-	-	-	-	-	-	-	-	-	-	-	-
Service Truck with Bed	-	-	-	-	-	-	-	-	-	-	-	-
Service Truck Air Compressor	-	-	-	-	-	-	-	-	-	-	-	-
Solid Waste Building	-	-	-	-	-	-	-	-	-	-	-	-
West Side Tax Office (2020 Carryover)	-	-	-	18,670.00	-	2,100.00	-	-	-	-	-	-
Total	-	-	-	18,670.00	-	2,100.00	700.00	-	-	-	-	-

Parks Capital

Capital Project/Purchase	Budget	Total Activity	Encumbrance	Amount	
				Remaining	% Complete
Flex Wing Mower	18,000.00	-	16,909.97	1,090.03	0.00%
Pickup Trucks	114,000.00	-	117,757.10	(3,757.10)	0.00%
Scag Mower	54,000.00	49,200.00	-	4,800.00	91.11%
Tractor Shed	95,000.00	41,637.63	1,250.00	52,112.37	43.83%
Truck Bed Tool Box	2,000.00	-	-	2,000.00	0.00%
Total	283,000.00	90,837.63	135,917.07	56,245.30	32.10%

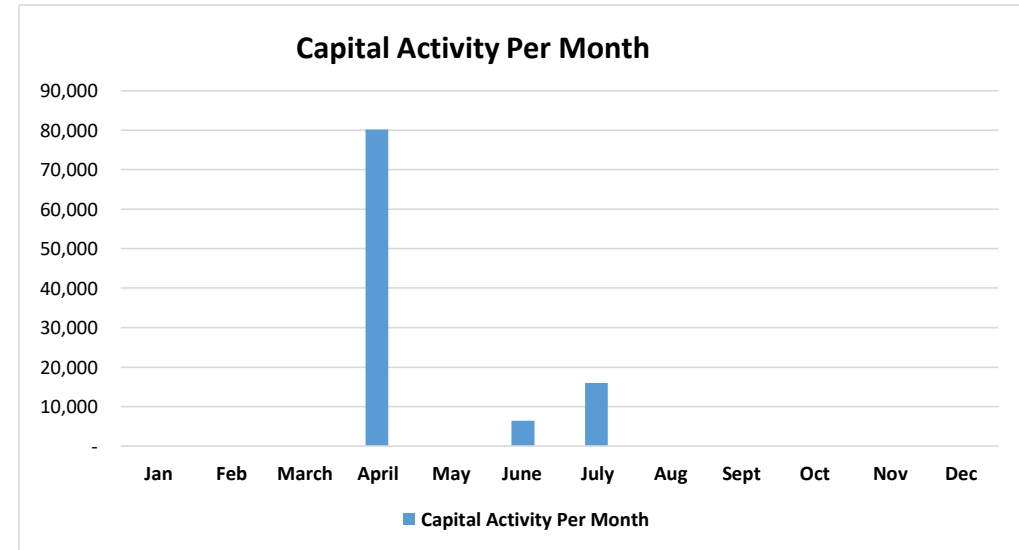


Capital Activity Per Month

Capital Project/Purchase	Jan	Feb	March	April	May	June	July	Aug	Sept	Oct	Nov	Dec
Flex Wing Mower	-	-	-	-	-	-	-	-	-	-	-	-
Pickup Trucks	-	-	-	-	-	-	-	-	-	-	-	-
Scag Mower	-	49,200.00	-	-	-	-	-	-	-	-	-	-
Tractor Shed	-	-	-	40,387.63	-	-	1,250.00	-	-	-	-	-
Truck Bed Tool Box	-	-	-	-	-	-	-	-	-	-	-	-
Total	-	49,200.00	-	40,387.63	-	-	1,250.00	-	-	-	-	-

Road & Bridge Capital

Capital Project/Purchase	Budget	Total Activity	Encumbrance	Amount Remaining	% Complete
84" Pad Roller	143,865.00	-	143,865.00	-	0.00%
F350 Tire Truck	70,000.00	-	64,433.15	5,566.85	0.00%
Flatdeck Gooseneck Trailer	15,979.99	15,979.99	-	-	100.00%
Misc. Shop Equipment	6,452.02	6,452.02	-	-	100.00%
Pnematic Tire Roller	171,845.00	-	171,845.00	-	0.00%
Reclaimer	452,398.00	-	452,398.00	-	0.00%
Shredder Head Attachment	80,200.00	80,137.49	-	62.51	99.92%
Smooth Drum Roller	133,615.00	-	133,615.00	-	0.00%
Vehicle Replacements	241,644.99	-	239,946.25	1,698.74	0.00%
Water Distributor Truck	140,000.00	-	118,438.11	21,561.89	0.00%
Total	1,456,000.00	102,569.50	1,324,540.51	28,889.99	7.04%

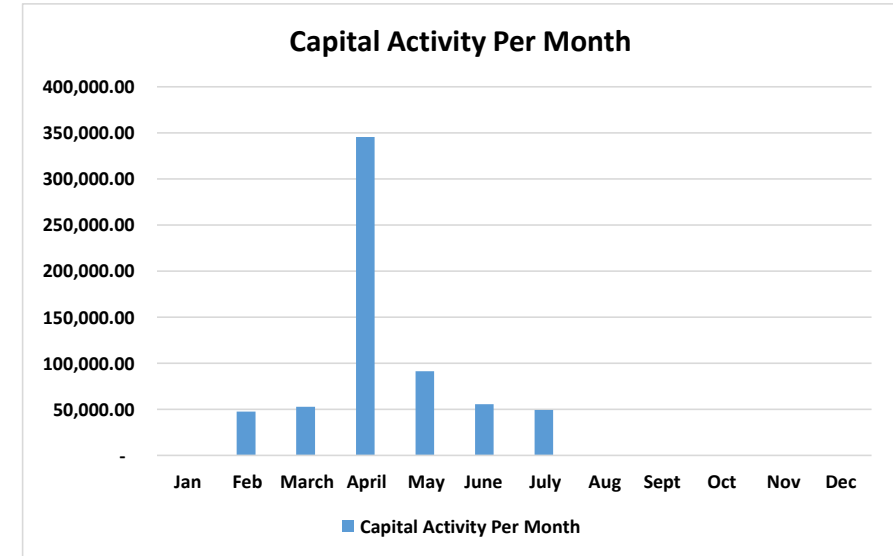


Capital Activity Per Month

Capital Project/Purchase	Jan	Feb	March	April	May	June	July	Aug	Sept	Oct	Nov	Dec
84" Pad Roller	-	-	-	-	-	-	-	-	-	-	-	-
F350 Tire Truck	-	-	-	-	-	-	-	-	-	-	-	-
Flatdeck Gooseneck Trailer	-	-	-	-	-	-	15,979.99	-	-	-	-	-
Misc. Shop Equipment	-	-	-	-	-	6,452.02	-	-	-	-	-	-
Pnematic Tire Roller	-	-	-	-	-	-	-	-	-	-	-	-
Reclaimer	-	-	-	-	-	-	-	-	-	-	-	-
Shredder Head Attachment	-	-	-	80,137.49	-	-	-	-	-	-	-	-
Smooth Drum Roller	-	-	-	-	-	-	-	-	-	-	-	-
Vehicle Replacements	-	-	-	-	-	-	-	-	-	-	-	-
Water Distributor Truck	-	-	-	-	-	-	-	-	-	-	-	-
Total	-	-	-	80,137.49	-	6,452.02	15,979.99	-	-	-	-	-

Sheriff's Office Capital

Capital Project/Purchase	Budget	Total Activity	Encumbrance	Amount	
				Remaining	% Complete
2 In-Car Radios & 4 Handheld Radios	22,200.00	-	-	22,200.00	0.00%
2 In-Car Raptor RP-1 Dual Band Radar	3,750.00	-	-	3,750.00	0.00%
Body Worn Audio/Recording System	254,000.00	247,433.74	-	6,566.26	97.41%
Mobile Homes	220,000.00	160,250.00	15,750.83	43,999.17	72.84%
Radios	4,500.00	-	-	4,500.00	0.00%
Vehicle Fleet	430,000.00	233,992.90	175,855.35	20,151.75	54.42%
	-	-	-	-	#DIV/0!
Total	934,450.00	641,676.64	191,606.18	101,167.18	68.67%



Capital Activity Per Month

Capital Project/Purchase	Jan	Feb	March	April	May	June	July	Aug	Sept	Oct	Nov	Dec
2 In-Car Radios & 4 Handheld Radios	-	-	-	-	-	-	-	-	-	-	-	-
2 In-Car Raptor RP-1 Dual Band Radar	-	-	-	-	-	-	-	-	-	-	-	-
Body Worn Audio/Recording System	-	-	-	247,433.74	-	-	-	-	-	-	-	-
Mobile Homes	-	-	52,750.00	53,750.00	53,750.00	-	-	-	-	-	-	-
Radios	-	-	-	-	-	-	-	-	-	-	-	-
Vehicle Fleet	-	47,404.25	-	44,286.25	37,527.80	55,530.35	49,244.25	-	-	-	-	-
Total	-	47,404.25	52,750.00	345,469.99	91,277.80	55,530.35	49,244.25	-	-	-	-	-

