2023 Capital-EMS

Capital Project/Purchase	Budget	Total Activity	Encumbrance	Amount Remaining	% Complete
EMS Radios	75,000.00	67,784.16	4,944.48	2,271.36	90.38%
Generator-2021 Carryover	52,000.00	26,750.00	2,250.00	23,000.00	51.44%
Generator-2022 Carryover	41,475.00	39,000.00	3,775.00	(1,300.00)	94.03%
Total	**168,475.00**	**133,534.16**	**10,969.48**	**23,971.36**	**79.26%**

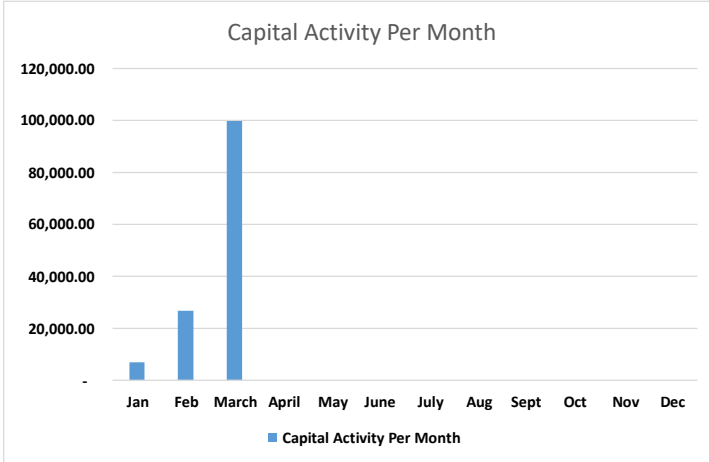

GL Account Information: 0920-670-4410

Original Budget	Adjustments	Current Budget	Activity	Encumbrances	Reserves	Acct. Remaining
75,000.00	**35,325.00**	**110,325.00**	**240,840.27**	**12,004.01**	**-**	**(142,519.28)**

Capital Activity Per Month

Capital Project/Purchase	Jan	Feb	March	April	May	June	July	Aug	Sept	Oct	Nov	Dec
EMS Radios	6,937.92	-	60,846.24	-	-	-	-	-	-	-	-	-
Generator-2021 Carryover		26,750.00										
Generator-2022 Carryover			39,000.00									
Total	**6,937.92**	**26,750.00**	**99,846.24**	**-**	**-**	**-**	**-**	**-**	**-**	**-**	**-**	**-**

2023 Capital-Communications

Capital Project/Purchase	Budget	Total Activity	Encumbrance	Amount Remaining	% Complete
Portable Radios	98,000.00	50,067.02	45,623.21	2,309.77	51.09%
Radio Tower Mic. Links-2022 Carryover	62,856.90	26,018.00	36,838.90	-	41.39%
Total	**160,856.90**	**76,085.02**	**82,462.11**	**2,309.77**	**47.30%**

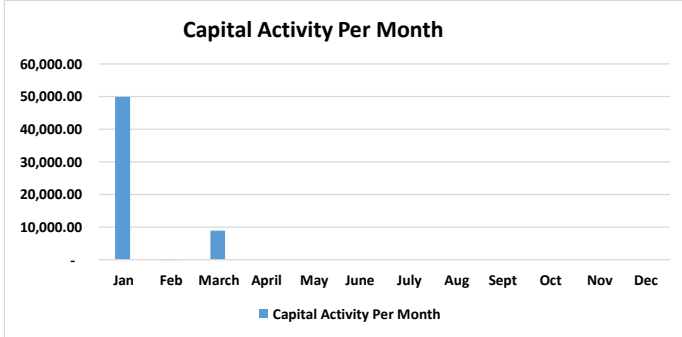

GL Account Information: 0300-603-4410

Original Budget	Adjustments	Current Budget	Activity	Encumbrances	Reserves	Acct. Remaining
98,000.00	**42,738.90**	**140,738.90**	**58,967.02**	**82,462.11**	**-**	**(690.23)**

Capital Activity Per Month

Capital Project/Purchase	Jan	Feb	March	April	May	June	July	Aug	Sept	Oct	Nov	Dec
Portable Radios	49,897.51	169.51	-	-	-	-	-	-	-	-	-	-
Radio Tower Mic. Links-2022 Carryover	-	-	8,900.00	-	-	-	-	-	-	-	-	-
Total	**49,897.51**	**169.51**	**8,900.00**	**-**	**-**	**-**	**-**	**-**	**-**	**-**	**-**	**-**

2023 Capital-Golf Course

Capital Project/Purchase	Budget	Total Activity	Encumbrance	Amount Remaining	% Complete
Fence	55,000.00	-	-	55,000.00	0.00%
Total	**55,000.00**	**-**	**-**	**55,000.00**	**0.00%**

GL Account Information: 0370-645-4410

Original Budget	Adjustments	Current Budget	Activity	Encumbrances	Reserves	Acct. Remaining
-	55,000.00	55,000.00	-	37,566.50	-	17,433.50

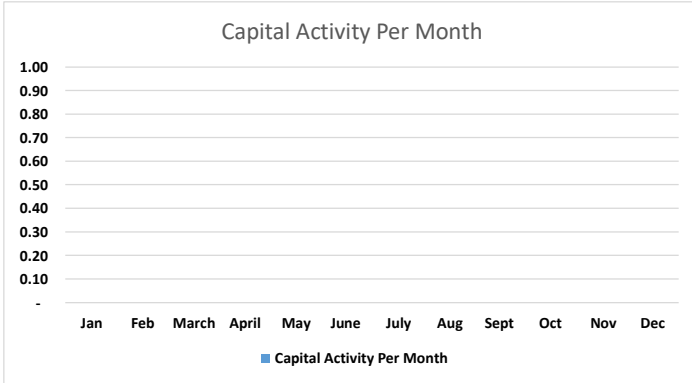

Capital Activity Per Month

Capital Project/Purchase	Jan	Feb	March	April	May	June	July	Aug	Sept	Oct	Nov	Dec
Fence	-	-	-	-	-	-	-	-	-	-	-	-
Total	**-**	**-**	**-**	**-**	**-**	**-**	**-**	**-**	**-**	**-**	**-**	**-**

2023 Capital-Health Services

Capital Project/Purchase	Budget	Total Activity	Encumbrance	Amount Remaining	% Complete
5 Ton Roof Top Unit	32,000.00	-	-	32,000.00	0.00%
Mosq. Control Add On	110,000.00	-	-	110,000.00	0.00%
OEM/Fire Chev. Truck	75,000.00	-	70,127.68	4,872.32	0.00%
OEM/Fire Tahoe	71,400.00	-	71,337.70	62.30	0.00%
Rav4-SCP	32,500.00	32,394.90	-	105.10	99.68%
Warehouse	5,000,000.00	-	-	5,000,000.00	0.00%
Total	**5,320,900.00**	**32,394.90**	**141,465.38**	**5,147,039.72**	**0.61%**

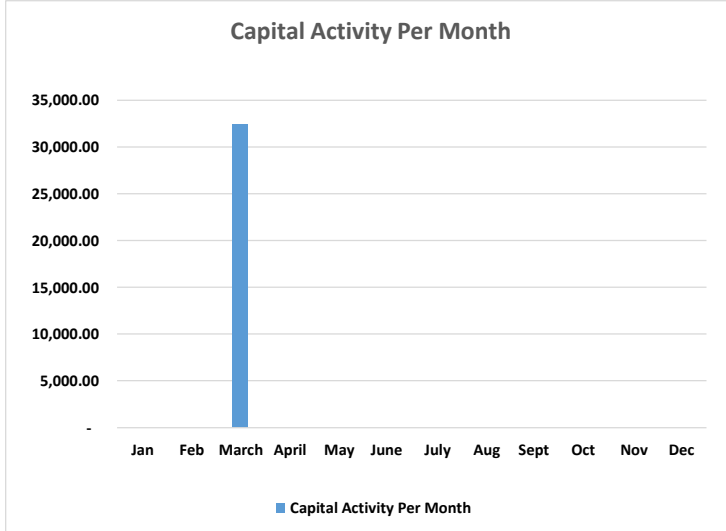

GL Account Information: 0910-670-4410

Original Budget	Adjustments	Current Budget	Activity	Encumbrances	Reserves	Acct. Remaining
7,110,000.00	**64,500.00**	**7,174,500.00**	**38,640.96**	**401,585.31**	**-**	**6,734,273.73**

Capital Activity Per Month

Capital Project/Purchase	Jan	Feb	March	April	May	June	July	Aug	Sept	Oct	Nov	Dec
5 Ton Roof Top Unit	-	-	-	-	-	-		-	-	-	-	-
Mosq. Control Add On	-	-	-		-	-	-	-	-	-	-	-
OEM/Fire Chev. Truck	-	-	-	-	-	-	-	-	-	-	-	-
OEM/Fire Tahoe	-	-	-	-	-	-	-	-	-	-	-	-
Rav4-SCP	-	-	32,394.90	-	-	-	-	-	-	-	-	-
Warehouse	-	-	-	-	-	-	-	-	-	-	-	-
Total	**-**	**-**	**32,394.90**	**-**	**-**	**-**	**-**	**-**	**-**	**-**	**-**	**-**

2023 Capital-JP 6

Capital Project/Purchase	Budget	Total Activity	Encumbrance	Amount Remaining	% Complete
PA System	8,000.00	-	-	8,000.00	0.00%
Total	**8,000.00**	**-**	**-**	**8,000.00**	**0.00%**

GL Account Information: 0300-619-4410

Original Budget	Adjustments	Current Budget	Activity	Encumbrances	Reserves	Acct. Remaining
-	-	-	-	-	-	-

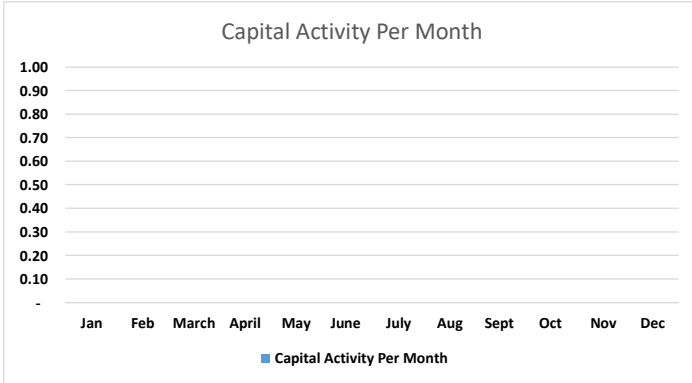

Capital Activity Per Month

Capital Project/Purchase	Jan	Feb	March	April	May	June	July	Aug	Sept	Oct	Nov	Dec
PA System	-	-	-	-	-	-	-	-	-	-	-	-
Total	**-**	**-**	**-**	**-**	**-**	**-**	**-**	**-**	**-**	**-**	**-**	**-**

2023 Capital-Road & Bridge

Capital Project/Purchase	Budget	Total Activity	Encumbrance	Amount Remaining	% Complete
Dump Trucks	476,495.16	-	475,695.16	800.00	0.00%
Vehicle Replacements-2022	241,644.99	208,882.52	-	32,762.47	86.44%
Total	**718,140.15**	**208,882.52**	**475,695.16**	**33,562.47**	**29.09%**

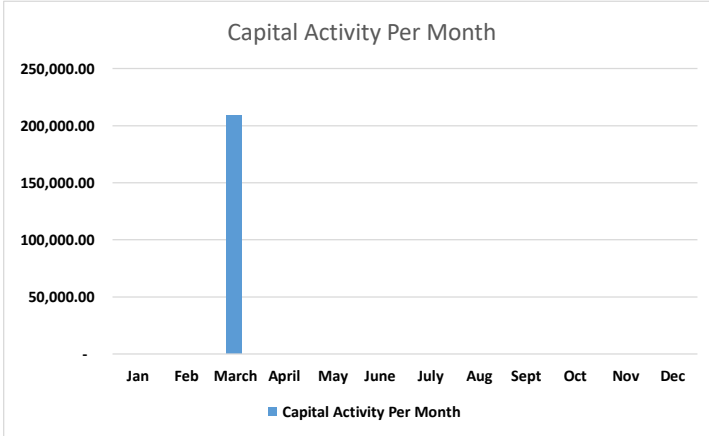

GL Account Information: 0200-701-4410

Original Budget	Adjustments	Current Budget	Activity	Encumbrances	Reserves	Acct. Remaining
342,418.00	**476,495.16**	**818,913.16**	**208,882.52**	**571,192.06**	**-**	**38,838.58**

Capital Activity Per Month

Capital Project/Purchase	Jan	Feb	March	April	May	June	July	Aug	Sept	Oct	Nov	Dec
Dump Trucks	-	-	-	-	-	-	-	-	-	-	-	-
Vehicle Replacements-2022	-	-	208,882.52	-	-	-	-	-	-	-	-	-
Total	**-**	**-**	**208,882.52**	**-**	**-**	**-**	**-**	**-**	**-**	**-**	**-**	**-**

2023 Capital-Sheriff's Office

Capital Project/Purchase	Budget	Total Activity	Encumbrance	Amount Remaining	% Complete
Raptor RP-1 Radars	3,670.00	-	-	3,670.00	0.00%
Total	**3,670.00**	**-**	**-**	**3,670.00**	**0.00%**

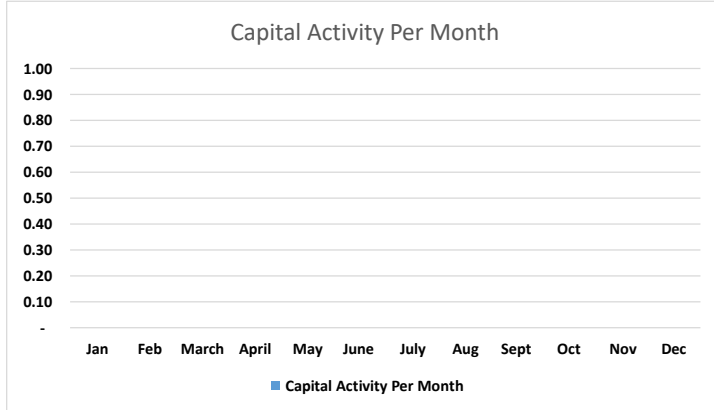

GL Account Information: 0300-669-4420

Original Budget	Adjustments	Current Budget	Activity	Encumbrances	Reserves	Acct. Remaining
3,670.00	**-**	**3,670.00**	**-**	**-**	**-**	**3,670.00**

Capital Activity Per Month

Capital Project/Purchase	Jan	Feb	March	April	May	June	July	Aug	Sept	Oct	Nov	Dec
Vehicle	-	-	-	-	-	-	-	-	-	-	-	-
Total	**-**	**-**	**-**	**-**	**-**	**-**	**-**	**-**	**-**	**-**	**-**	**-**

2023 Capital-Solid Waste

Capital Project/Purchase	Budget	Total Activity	Encumbrance	Amount Remaining	% Complete
Bobcat Mini Excavator Exchange	5,000.00	5,000.00	-	-	100.00%
Bobcat Skid Steer Exchange	7,500.00	7,500.00	-	-	100.00%
Doosan DX 140 (2022 Carryover)	165,973.00	161,725.00	-	4,248.00	97.44%
Total	**178,473.00**	**174,225.00**	**-**	**4,248.00**	**97.62%**

GL Account Information: 0390-680-4410

Original Budget	Adjustments	Current Budget	Activity	Encumbrances	Reserves	Acct. Remaining
12,500.00	**161,800.00**	**174,300.00**	**603,944.00**	**(542,300.50)**	**-**	**112,656.50**

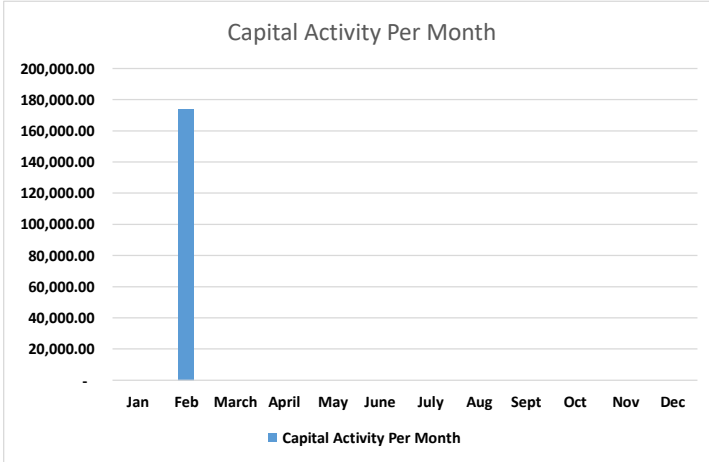

Capital Activity Per Month

Capital Project/Purchase	Jan	Feb	March	April	May	June	July	Aug	Sept	Oct	Nov	Dec
Bobcat Mini Excavator Exchange	-	5,000.00	-	-	-	-	-	-	-	-	-	-
Bobcat Skid Steer Exchange	-	7,500.00	-	-	-	-	-	-	-	-	-	-
Doosan DX 140 (2022 Carryover)	-	161,725.00	-	-	-	-	-	-	-	-	-	-
Total	**-**	**174,225.00**	**-**	**-**	**-**	**-**	**-**	**-**	**-**	**-**	**-**	**-**

2023 Capital-Tax & Health Office

Capital Project/Purchase	Budget	Total Activity	Encumbrance	Amount Remaining	% Complete
Tax & Health Office	4,000,000.00	-	-	4,000,000.00	0.00%
Total	**4,000,000.00**	**-**	**-**	**4,000,000.00**	**0.00%**

Capital Activity Per Month

Capital Project/Purchase	Jan	Feb	March	April	May	June	July	Aug	Sept	Oct	Nov	Dec
Tax & Health Office	-	-	-	-	-	-	-	-	-	-	-	-
Total	**-**	**-**	**-**	**-**	**-**	**-**	**-**	**-**	**-**	**-**	**-**	**-**