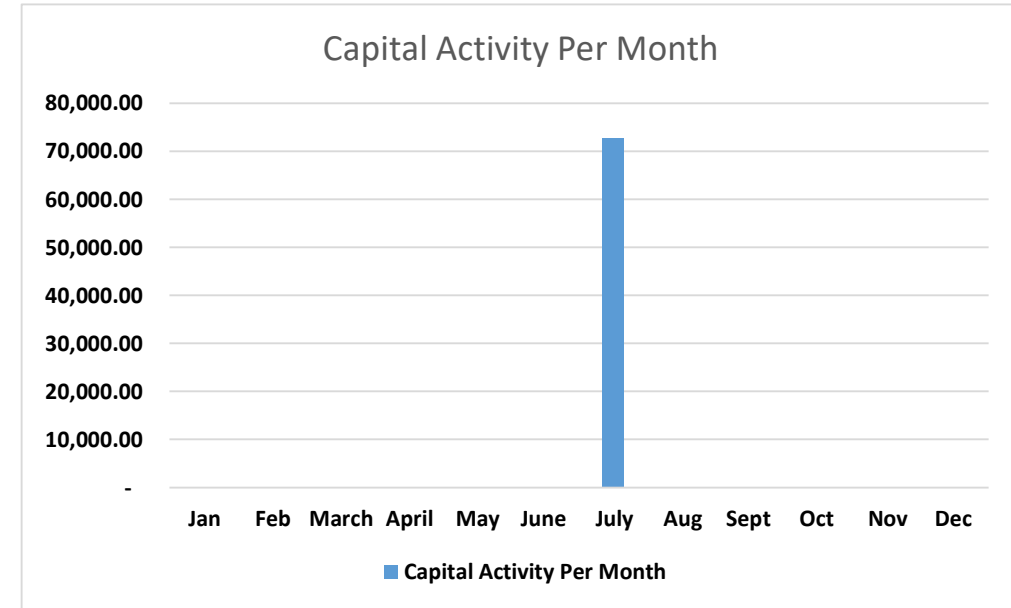


CCEMS Capital

Capital Project/Purchase	Budget	Total Activity	Encumbrance	Amount	
				Remaining	% Complete
Ambulances	720,000.00	-	707,653.10	12,346.90	0.00%
Generator	52,000.00	-	29,000.00	23,000.00	0.00%
Truck	73,000.00	72,657.00	-	343.00	99.53%
Total	845,000.00	72,657.00	736,653.10	35,689.90	8.60%

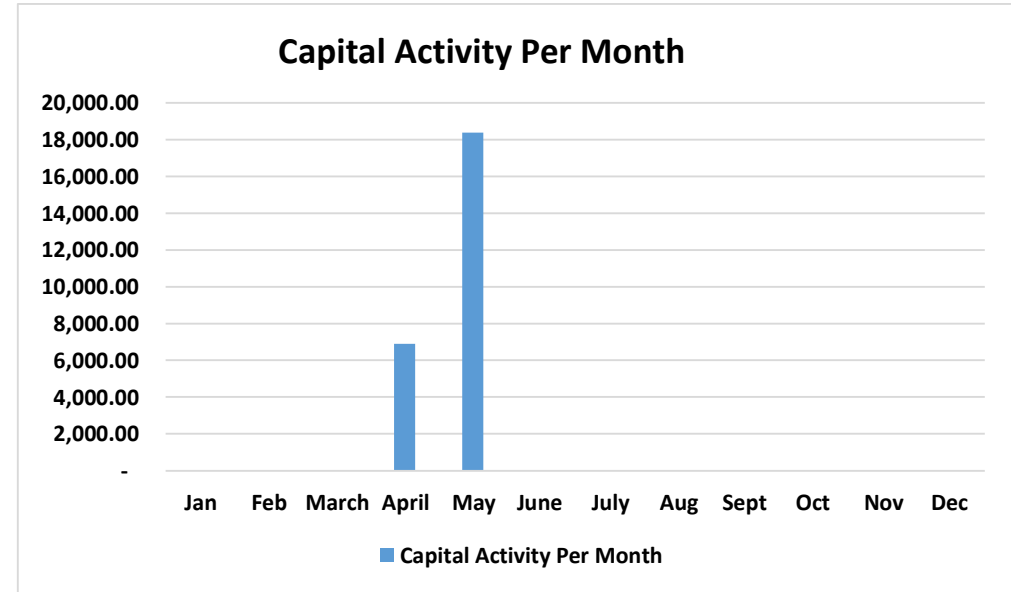


Capital Activity Per Month

Capital Project/Purchase	Jan	Feb	March	April	May	June	July	Aug	Sept	Oct	Nov	Dec
Ambulances	-	-	-	-	-	-	-	-	-	-	-	-
Generator	-	-	-	-	-	-	-	-	-	-	-	-
Truck	-	-	-	-	-	-	72,657.00	-	-	-	-	-
Total	-	-	-	-	-	-	72,657.00	-	-	-	-	-

Communications Capital

Capital Project/Purchase	Budget	Total Activity	Encumbrance	Amount	
				Remaining	% Complete
Concrete Slabs (2020 Carryover)	5,500.00	-	1,070.00	4,430.00	0.00%
Door Access (2020 Carryover)	10,300.00	-	8,959.21	1,340.79	0.00%
Generator-Comm. (2020 Carryover)	27,000.00	25,300.00	1,400.00	300.00	93.70%
Large Fan (2020 Carryover)	6,400.00	-	3,400.00	3,000.00	
Total	49,200.00	25,300.00	14,829.21	9,070.79	51.42%

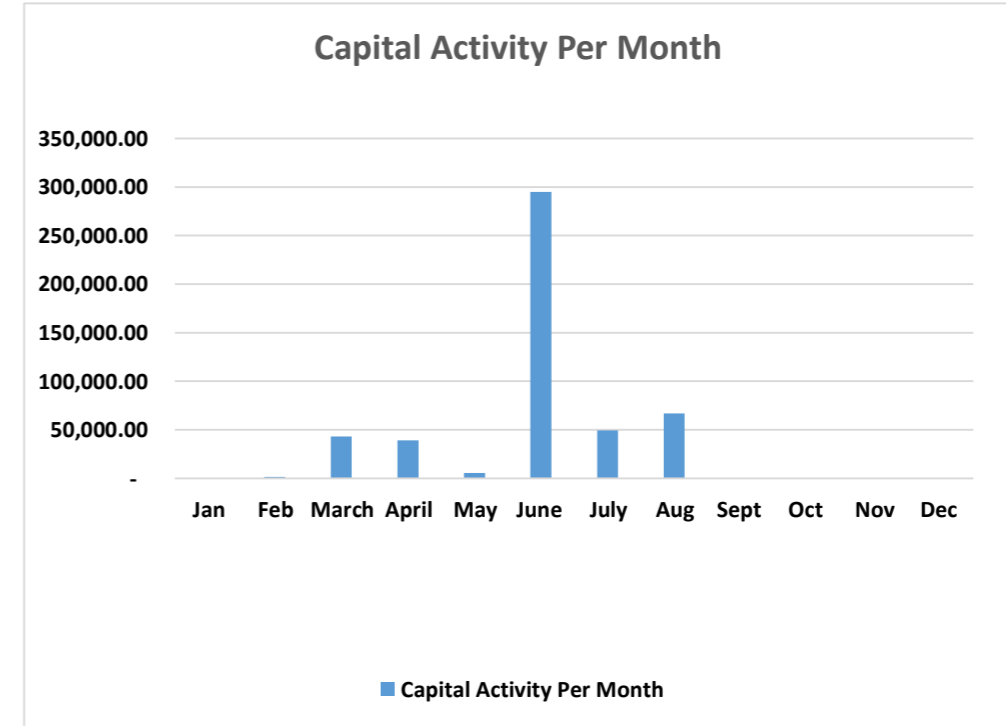


Capital Activity Per Month

Capital Project/Purchase	Jan	Feb	March	April	May	June	July	Aug	Sept	Oct	Nov	Dec
Concrete Slabs (2020 Carryover)	-	-	-	-	-	-	-	-	-	-	-	-
Door Access (2020 Carryover)	-	-	-	-	-	-	-	-	-	-	-	-
Generator-Comm. (2020 Carryover)	-	-	-	6,900.00	18,400.00	-	-	-	-	-	-	-
Large Fan (2020 Carryover)	-	-	-	-	-	-	-	-	-	-	-	-
Total	-	-	-	6,900.00	18,400.00	-	-	-	-	-	-	-

Health Service Fund Capital

Capital Project/Purchase	Budget	Total Activity	Encumbrance	Amount	
				Remaining	% Complete
Disaster Supplies (2020)	15,000.00	19,425.01	13,907.30	(18,332.31)	129.50%
Animal Control Bldg (2019 Carryover)	1,062,108.00	876,589.24	171,446.75	14,072.01	82.53%
Health Addn @ Winnie Lib. (2019)	845,500.00	819,656.71	16,683.86	9,159.43	96.94%
Senior Citizen Van	63,700.00	63,601.66	-	98.34	99.85%
Total	1,986,308.00	1,779,272.62	202,037.91	4,997.47	89.58%



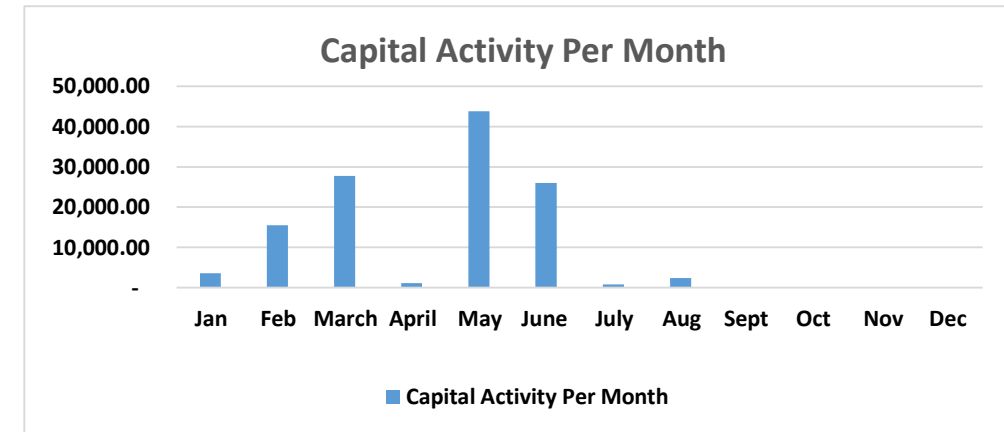
Capital Activity Per Month

Capital Project/Purchase	Jan	Feb	March	April	May	June	July	Aug	Sept	Oct	Nov	Dec
Disaster Supplies (2020)	-	-	-	1,805.36	1,731.47	949.00	1,726.00	-	-	-	-	-
Animal Control Bldg (2019 Carryover)	-	750.00	40,695.79	37,248.62	-	80,234.63	26,899.74	3,000.00	-	-	-	-
Health Addn @ Winnie Lib. (2019)	-	900.00	2,400.00	-	3,700.00	213,705.55	20,569.88	-	-	-	-	-
Senior Citizen Van	-	-	-	-	-	-	-	63,601.66	-	-	-	-
Total	-	1,650.00	43,095.79	39,053.98	5,431.47	294,889.18	49,195.62	66,601.66	-	-	-	-

Library Capital

Capital Project/Purchase	Budget	Total Activity	Encumbrance	Amount Remaining	% Complete
New Winnie Library (2019 Carryover)	1,844,249.00	1,893,206.10	21,342.71	(70,299.81)	102.65%
Total	1,844,249.00	1,893,206.10	21,342.71	(70,299.81)	102.65%

*Budgeted \$152,000.00 For 2021

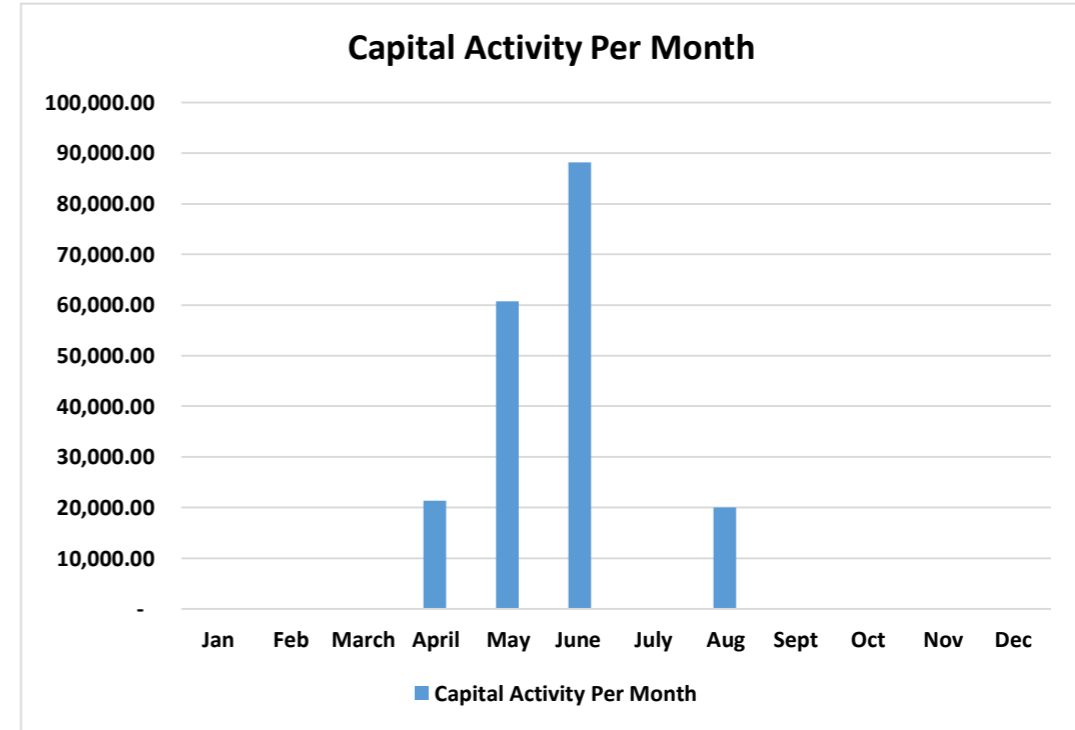


Capital Activity Per Month

Capital Project/Purchase	Jan	Feb	March	April	May	June	July	Aug	Sept	Oct	Nov	Dec
New Winnie Library	3,595.26	15,545.14	27,817.68	1,164.73	43,821.37	25,989.10	772.48	2,375.59	-	-	-	-
Total	3,595.26	15,545.14	27,817.68	1,164.73	43,821.37	25,989.10	772.48	2,375.59	-	-	-	-

Maintenance Capital

Capital Project/Purchase	Budget	Total Activity	Encumbrance	Amount Remaining	% Complete
Mobile Generators	250,000.00	-	-	250,000.00	0.00%
Generator-Cedar Bayou (2020 Carryover)	60,000.00	3,550.00	45,500.00	10,950.00	5.92%
Generator-County Atty (2020 Carryover)	60,000.00	25,850.00	1,400.00	32,750.00	43.08%
Generator-Parks & Maint (2020 Carryover)	60,000.00	34,800.00	1,400.00	23,800.00	58.00%
Generator Software (2020 Carryover)	20,000.00	-	-	20,000.00	0.00%
Basketball Coverings-Anahuac (2020 Carryover)	127,475.50	109,700.00	16,800.00	975.50	86.06%
West Side Tax Office	59,490.00	17,820.00	41,670.00	-	29.95%
Total	636,965.50	191,720.00	106,770.00	338,475.50	30.10%

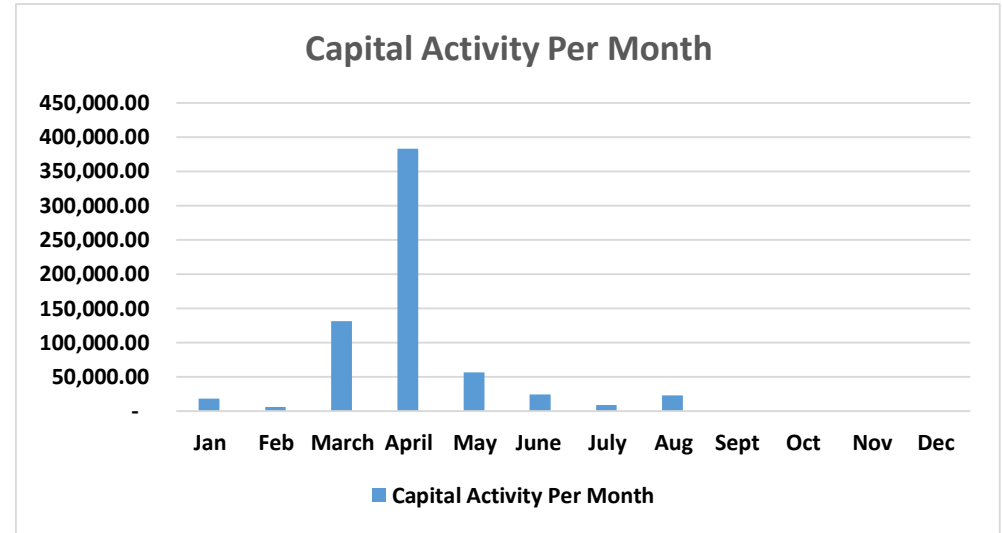


Capital Activity Per Month

Capital Project/Purchase	Jan	Feb	March	April	May	June	July	Aug	Sept	Oct	Nov	Dec
Mobile Generators	-	-	-	-	-	-	-	-	-	-	-	-
Generator-Cedar Bayou (2020 Carryover)	-	-	-	3,550.00	-	-	-	-	-	-	-	-
Generator-County Atty (2020 Carryover)	-	-	-	-	25,850.00	-	-	-	-	-	-	-
Generator-Parks & Maint (2020 Carryover)	-	-	-	9,450.00	25,350.00	-	-	-	-	-	-	-
Generator Software (2020 Carryover)	-	-	-	-	-	-	-	-	-	-	-	-
Basketball Coverings-Anahuac (2020 Carryover)	-	-	-	-	-	88,200.00	-	20,000.00	-	-	-	-
West Side Tax Office	-	-	-	8,330.00	9,490.00	-	-	-	-	-	-	-
Total	-	-	-	21,330.00	60,690.00	88,200.00	-	20,000.00	-	-	-	-

Non-Departmental Capital

Capital Project/Purchase	Budget	Total Activity	Encumbrance	Amount Remaining	% Complete
Portable Buildings/Parking	1,601,558.20	1,429,255.71	99,671.70	72,630.79	89.24%
Total	1,601,558.20	1,452,017.46	99,671.70	49,869.04	90.66%

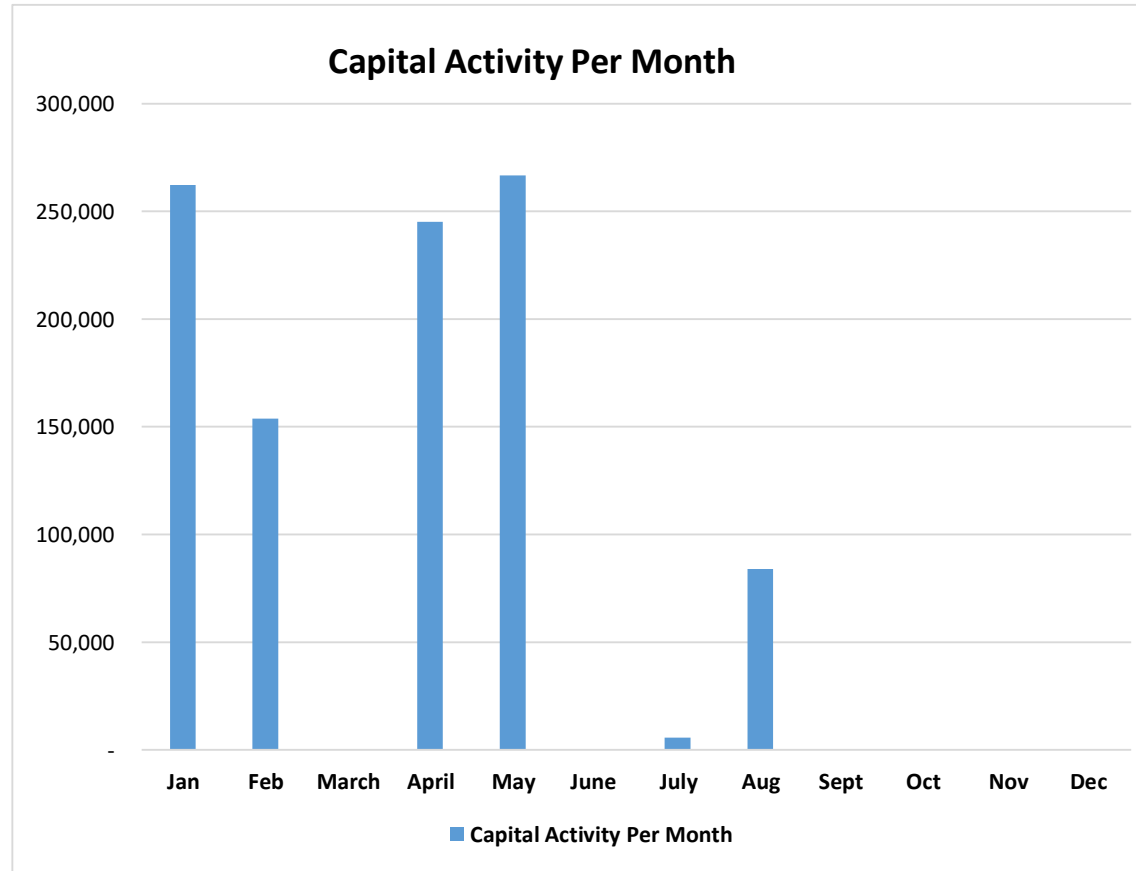


Capital Activity Per Month

Capital Project/Purchase	Jan	Feb	March	April	May	June	July	Aug	Sept	Oct	Nov	Dec
Portable Buildings/Parking	18,413.28	6,402.02	131,428.37	383,122.84	56,345.76	24,459.43	8,708.25	22,761.75	-	-	-	-
Total	18,413.28	6,402.02	131,428.37	383,122.84	56,345.76	24,459.43	8,708.25	22,761.75	-	-	-	-

Road & Bridge Capital

Capital Project/Purchase	Budget	Total Activity	Encumbrance	Amount Remaining	% Complete
12' Utility Trailer	1,720.00	1,720.00	-	-	100.00%
16' Lowboy Trailer	2,139.00	2,139.00	-	-	100.00%
24' Gooseneck Trailer	6,152.00	6,152.00	-	-	100.00%
A/C Freon Reclaimer	11,600.00	-	-	11,600.00	0.00%
Altec Sign Truck	102,781.00	-	102,781.00	-	0.00%
Bomag 48' Tandem Roller	49,992.00	49,992.00	-	-	100.00%
Doosan Wheel Loader	168,966.60	163,072.00	-	5,894.60	96.51%
Drum Roller	60,497.00	59,685.00	-	812.00	98.66%
Dump Trucks (3)	267,000.00	266,662.89	-	337.11	99.87%
F-150 4x4 (2)	71,000.00	64,636.40	-	6,363.60	91.04%
F-250 4x4 (2)	65,252.40	65,252.40	-	-	100.00%
Misc Diagnostic Equipment	5,668.00	5,668.00	-	-	100.00%
Mowers (2)	30,000.00	29,345.28	-	654.72	97.82%
Rotary Cutter	77,000.00	-	76,392.49	607.51	0.00%
Shop Tools	9,332.00	-	-	9,332.00	0.00%
Skid Steer Attachments	36,000.00	35,365.12	-	634.88	98.24%
Storage Tank	84,022.00	84,022.00	-	-	100.00%
Tractors (2)	104,500.00	103,863.76	-	636.24	99.39%
Ventrac Mower (3)	90,000.00	79,954.09	-	10,045.91	88.84%
Total	1,243,622.00	1,017,529.94	179,173.49	46,918.57	81.82%

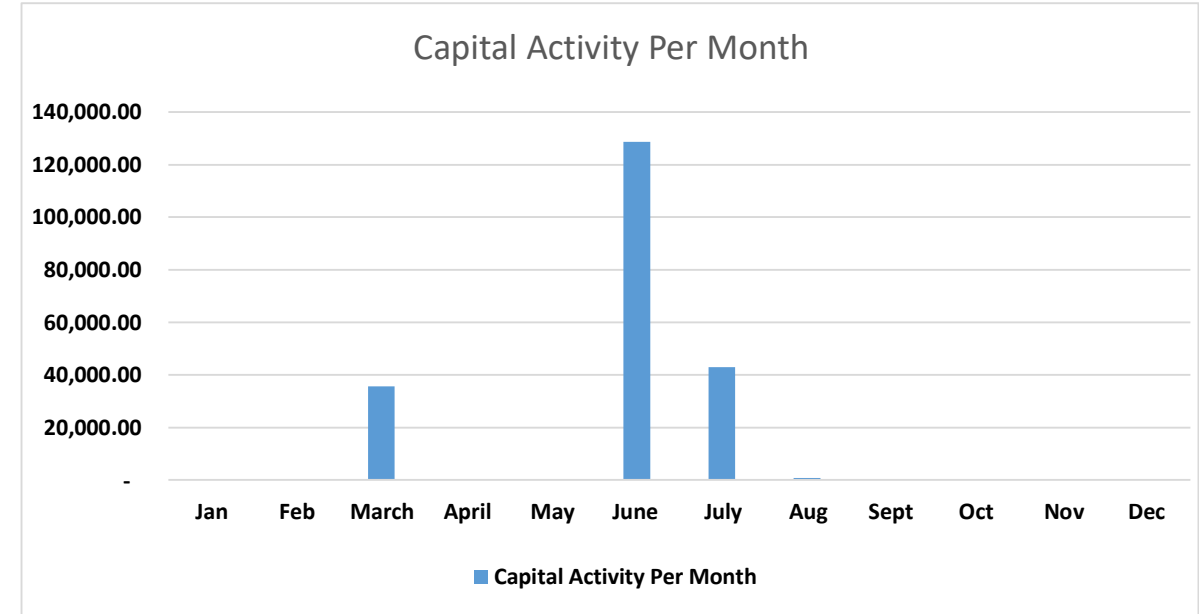


Capital Activity Per Month

Capital Project/Purchase	Jan	Feb	March	April	May	June	July	Aug	Sept	Oct	Nov	Dec
12' Utility Trailer	1,720.00	-	-	-	-	-	-	-	-	-	-	-
16' Lowboy Trailer	2,139.00	-	-	-	-	-	-	-	-	-	-	-
24' Gooseneck Trailer	6,152.00	-	-	-	-	-	-	-	-	-	-	-
A/C Freon Reclaimer	-	-	-	-	-	-	-	-	-	-	-	-
Altec Sign Truck	-	-	-	-	-	-	-	-	-	-	-	-
Bomag 48' Tandem Roller	-	49,992.00	-	-	-	-	-	-	-	-	-	-
Doosan Wheel Loader	163,072.00	-	-	-	-	-	-	-	-	-	-	-
Drum Roller	59,685.00	-	-	-	-	-	-	-	-	-	-	-
Dump Trucks (3)	-	-	-	-	266,662.89	-	-	-	-	-	-	-
F-150 4x4 (2)	-	-	-	64,636.40	-	-	-	-	-	-	-	-
F-250 4x4 (2)	-	-	-	65,252.40	-	-	-	-	-	-	-	-
Misc Diagnostic Equipment	-	-	-	-	-	-	5,668.00	-	-	-	-	-
Mowers (2)	29,345.28	-	-	-	-	-	-	-	-	-	-	-
Rotary Cutter	-	-	-	-	-	-	-	-	-	-	-	-
Shop Tools	-	-	-	-	-	-	-	-	-	-	-	-
Skid Steer Attachments	-	-	-	35,365.12	-	-	-	-	-	-	-	-
Storage Tank	-	-	-	-	-	-	-	84,022.00	-	-	-	-
Tractors (2)	-	103,863.76	-	-	-	-	-	-	-	-	-	-
Ventrac Mower (3)	-	-	-	79,954.09	-	-	-	-	-	-	-	-
Total	262,113.28	153,855.76	-	245,208.01	266,662.89	-	5,668.00	84,022.00	-	-	-	-

Sheriff's Office Capital

Capital Project/Purchase	Budget	Total Activity	Encumbrance	Amount Remaining	% Complete
Replacement Vehicles	397,090.00	207,946.20	173,889.25	15,254.55	52.37%
Total	397,090.00	207,946.20	173,889.25	15,254.55	52.37%



Capital Activity Per Month

Capital Project/Purchase	Jan	Feb	March	April	May	June	July	Aug	Sept	Oct	Nov	Dec
Replacement Vehicles	-	-	35,598.20	-	-	128,694.75	42,898.25	755.00	-	-	-	-
Total	-	-	35,598.20	-	-	128,694.75	42,898.25	755.00	-	-	-	-

