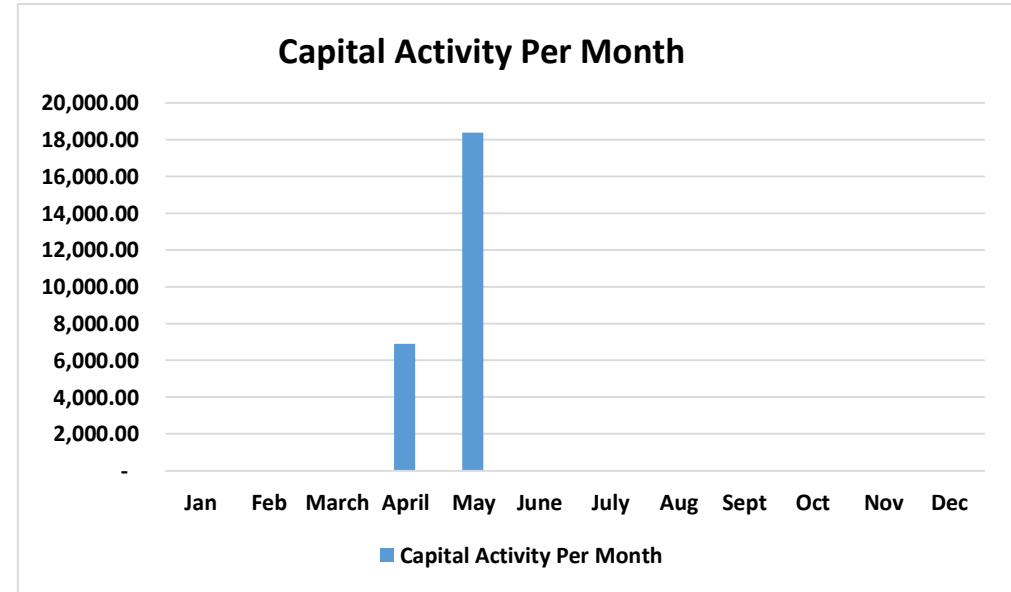


Communications Capital

Capital Project/Purchase	Budget	Total Activity	Encumbrance	Amount	
				Remaining	% Complete
Concrete Slabs (2020 Carryover)	5,500.00	-	-	5,500.00	0.00%
Door Access (2020 Carryover)	10,300.00	-	-	10,300.00	0.00%
Generator-Comm. (2020 Carryover)	27,000.00	25,300.00	1,400.00	300.00	93.70%
Large Fan (2020 Carryover)	6,400.00	-	-	6,400.00	
Total	49,200.00	25,300.00	1,400.00	22,500.00	51.42%

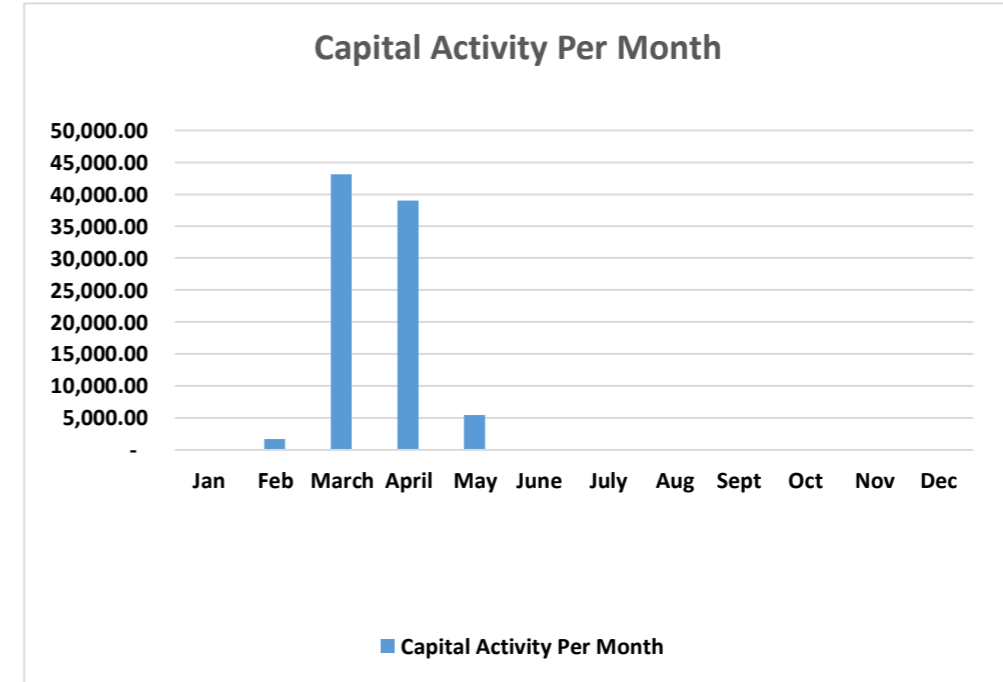


Capital Activity Per Month

Capital Project/Purchase	Jan	Feb	March	April	May	June	July	Aug	Sept	Oct	Nov	Dec
Concrete Slabs (2020 Carryover)	-	-	-	-	-	-	-	-	-	-	-	-
Door Access (2020 Carryover)	-	-	-	-	-	-	-	-	-	-	-	-
Generator-Comm. (2020 Carryover)	-	-	-	6,900.00	18,400.00	-	-	-	-	-	-	-
Large Fan (2020 Carryover)	-	-	-	-	-	-	-	-	-	-	-	-
Total	-	-	-	6,900.00	18,400.00	-	-	-	-	-	-	-

Health Service Fund Capital

Capital Project/Purchase	Budget	Total Activity	Encumbrance	Amount	
				Remaining	% Complete
Disaster Supplies (2020)	15,000.00	16,750.01	949.00	(2,699.01)	111.67%
Animal Control Bldg (2019 Carryover)	975,308.00	766,454.87	211,666.36	(2,813.23)	78.59%
Health Addn @ Winnie Lib. (2019)	845,500.00	585,381.28	250,959.29	9,159.43	69.23%
Total	1,835,808.00	1,368,586.16	463,574.65	3,647.19	74.55%

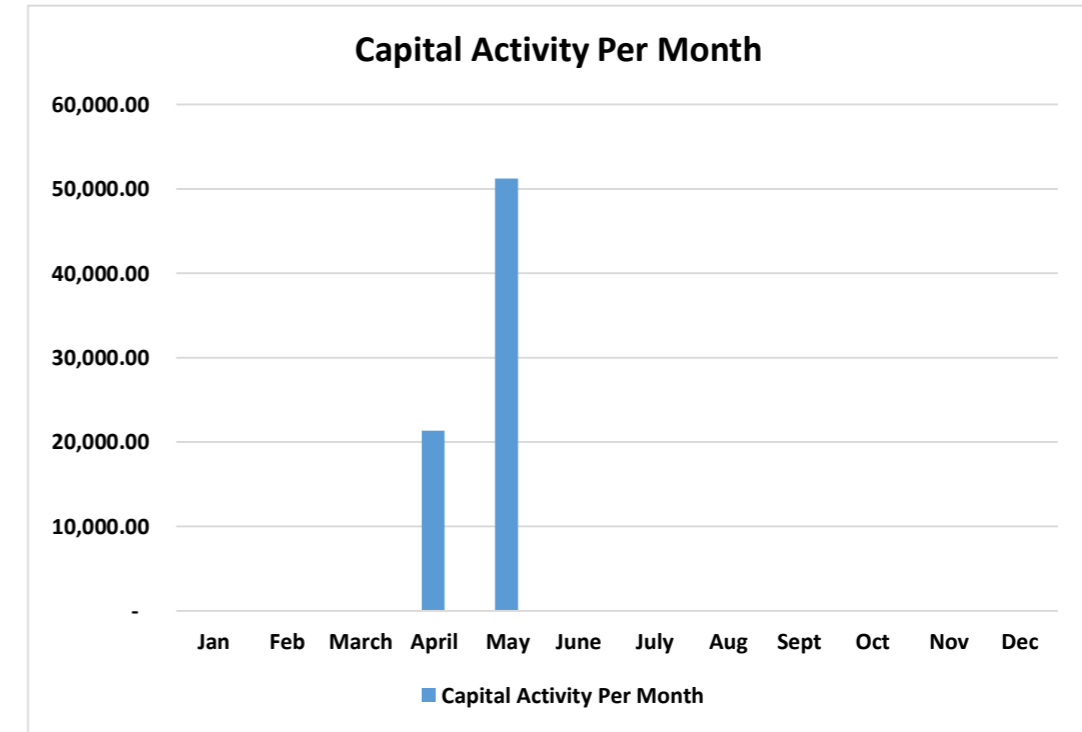


Capital Activity Per Month

Capital Project/Purchase	Jan	Feb	March	April	May	June	July	Aug	Sept	Oct	Nov	Dec
Disaster Supplies (2020)	-	-	-	1,805.36	1,731.47	-	-	-	-	-	-	-
Animal Control Bldg (2019 Carryover)	-	750.00	40,695.79	37,248.62	-	-	-	-	-	-	-	-
Health Addn @ Winnie Lib. (2019)	-	900.00	2,400.00	-	3,700.00	-	-	-	-	-	-	-
Total	-	1,650.00	43,095.79	39,053.98	5,431.47	-	-	-	-	-	-	-

Maintenance Capital

Capital Project/Purchase	Budget	Total Activity	Encumbrance	Amount Remaining	% Complete
Mobile Generators	250,000.00	-	-	250,000.00	0.00%
Generator-Cedar Bayou (2020 Carryover)	60,000.00	3,550.00	37,500.00	18,950.00	5.92%
Generator-County Atty (2020 Carryover)	60,000.00	25,850.00	1,400.00	32,750.00	43.08%
Generator-Parks & Maint (2020 Carryover)	60,000.00	34,800.00	1,400.00	23,800.00	58.00%
Generator Software (2020 Carryover)	20,000.00	-	-	20,000.00	0.00%
Basketball Coverings-Anahuac (2020 Carryover)	127,475.50	1,500.00	125,000.00	975.50	1.18%
West Side Complex	50,000.00	8,330.00	41,670.00	-	16.66%
Total	627,475.50	74,030.00	206,970.00	346,475.50	11.80%



Capital Activity Per Month

Capital Project/Purchase	Jan	Feb	March	April	May	June	July	Aug	Sept	Oct	Nov	Dec
Mobile Generators	-	-	-	-	-	-	-	-	-	-	-	-
Generator-Cedar Bayou (2020 Carryover)	-	-	-	3,550.00	-	-	-	-	-	-	-	-
Generator-County Atty (2020 Carryover)	-	-	-	-	25,850.00	-	-	-	-	-	-	-
Generator-Parks & Maint (2020 Carryover)	-	-	-	9,450.00	25,350.00	-	-	-	-	-	-	-
Generator Software (2020 Carryover)	-	-	-	-	-	-	-	-	-	-	-	-
Basketball Coverings-Anahuac (2020 Carryover)	-	-	-	-	-	-	-	-	-	-	-	-
West Side Complex	-	-	-	8,330.00	-	-	-	-	-	-	-	-
Total	-	-	-	21,330.00	51,200.00	-	-	-	-	-	-	-

