

Canvass Results Report

Election Day

Run Time 8:00 PM

Run Date 05/24/2022

CHAMBERS COUNTY, TEXAS

PRIMARY RUNOFF ELECTION

5/24/2022

Page 1

Unofficial Results

Registered Voters

3403 of 32440 = 10.49%

Lieutenant Governor - DEMOCRATIC PARTY

Precinct	Mike Collier	Michelle Beckley	Cast Votes	Undervotes	Overvotes	Absentee Voting Ballots Cast	Early Voting Ballots Cast	Election Day Voting Ballots Cast	Total Ballots Cast	Registered Voters	Turnout Percentage
1	1	0	1	0	0	1	0	0	1	605	0.17%
2	7	2	9	0	0	2	4	3	9	823	1.09%
3	1	4	5	0	0	5	0	0	5	526	0.95%
4	8	4	12	1	0	2	7	4	13	4,160	0.31%
5	1	7	8	0	0	3	3	2	8	2,481	0.32%
6	8	7	15	0	0	3	11	1	15	1,865	0.80%
7	9	9	18	1	0	10	5	4	19	2,388	0.80%
8	11	8	19	0	0	4	4	11	19	4,724	0.40%
9	1	0	1	0	0	0	0	1	1	422	0.24%
10	2	1	3	0	0	0	1	2	3	1,654	0.18%
11	13	10	23	0	0	8	9	6	23	2,367	0.97%
12	1	6	7	0	0	1	4	2	7	1,508	0.46%
14	5	6	11	0	0	1	3	7	11	967	1.14%
15	7	7	14	0	0	4	3	7	14	2,951	0.47%
16	4	2	6	0	0	1	2	3	6	2,201	0.27%
17	0	2	2	0	0	0	1	1	2	722	0.28%
18	4	4	8	0	0	3	2	3	8	2,076	0.39%
Totals	83	79	162	2	0	48	59	57	164	32,440	0.51%

Canvass Results Report

Election Day

Run Time 8:00 PM

Run Date 05/24/2022

CHAMBERS COUNTY, TEXAS

PRIMARY RUNOFF ELECTION

5/24/2022

Page 2

Unofficial Results

Registered Voters

3403 of 32440 = 10.49%

Attorney General - DEMOCRATIC PARTY

Precinct	Joe Jaworski	Rochelle Mercedes Garza	Cast Votes	Undervotes	Overvotes	Absentee Voting Ballots Cast	Early Voting Ballots Cast	Election Day Voting Ballots Cast	Total Ballots Cast	Registered Voters	Turnout Percentage
1	1	0	1	0	0	1	0	0	1	605	0.17%
2	4	5	9	0	0	2	4	3	9	823	1.09%
3	5	0	5	0	0	5	0	0	5	526	0.95%
4	6	6	12	1	0	2	7	4	13	4,160	0.31%
5	2	6	8	0	0	3	3	2	8	2,481	0.32%
6	6	9	15	0	0	3	11	1	15	1,865	0.80%
7	11	7	18	1	0	10	5	4	19	2,388	0.80%
8	8	11	19	0	0	4	4	11	19	4,724	0.40%
9	1	0	1	0	0	0	0	1	1	422	0.24%
10	2	1	3	0	0	0	1	2	3	1,654	0.18%
11	12	11	23	0	0	8	9	6	23	2,367	0.97%
12	2	5	7	0	0	1	4	2	7	1,508	0.46%
14	6	5	11	0	0	1	3	7	11	967	1.14%
15	5	9	14	0	0	4	3	7	14	2,951	0.47%
16	5	1	6	0	0	1	2	3	6	2,201	0.27%
17	0	2	2	0	0	0	1	1	2	722	0.28%
18	4	3	7	1	0	3	2	3	8	2,076	0.39%
Totals	80	81	161	3	0	48	59	57	164	32,440	0.51%

Canvass Results Report

Election Day

Run Time 8:00 PM

Run Date 05/24/2022

CHAMBERS COUNTY, TEXAS

PRIMARY RUNOFF ELECTION

5/24/2022

Page 3

Unofficial Results

Registered Voters

3403 of 32440 = 10.49%

Comptroller of Public Accounts - DEMOCRATIC PARTY

Precinct	Angel Luis Vega	Janet T. Dudding	Cast Votes	Undervotes	Overvotes	Absentee Voting Ballots Cast	Early Voting Ballots Cast	Election Day Voting Ballots Cast	Total Ballots Cast	Registered Voters	Turnout Percentage
1	0	1	1	0	0	1	0	0	1	605	0.17%
2	5	3	8	1	0	2	4	3	9	823	1.09%
3	0	5	5	0	0	5	0	0	5	526	0.95%
4	4	8	12	1	0	2	7	4	13	4,160	0.31%
5	4	4	8	0	0	3	3	2	8	2,481	0.32%
6	6	9	15	0	0	3	11	1	15	1,865	0.80%
7	5	14	19	0	0	10	5	4	19	2,388	0.80%
8	6	13	19	0	0	4	4	11	19	4,724	0.40%
9	0	1	1	0	0	0	0	1	1	422	0.24%
10	3	0	3	0	0	0	1	2	3	1,654	0.18%
11	4	19	23	0	0	8	9	6	23	2,367	0.97%
12	4	3	7	0	0	1	4	2	7	1,508	0.46%
14	5	6	11	0	0	1	3	7	11	967	1.14%
15	6	8	14	0	0	4	3	7	14	2,951	0.47%
16	2	4	6	0	0	1	2	3	6	2,201	0.27%
17	0	2	2	0	0	0	1	1	2	722	0.28%
18	1	6	7	1	0	3	2	3	8	2,076	0.39%
Totals	55	106	161	3	0	48	59	57	164	32,440	0.51%

Canvass Results Report

Election Day

Run Time 8:00 PM

Run Date 05/24/2022

CHAMBERS COUNTY, TEXAS

PRIMARY RUNOFF ELECTION

5/24/2022

Page 4

Unofficial Results

Registered Voters

3403 of 32440 = 10.49%

Commissioner of the General Land Office - DEMOCRATIC PARTY

Precinct	Sandragrace Martinez	Jay Kleberg	Cast Votes	Undervotes	Overvotes	Absentee Voting Ballots Cast	Early Voting Ballots Cast	Election Day Voting Ballots Cast	Total Ballots Cast	Registered Voters	Turnout Percentage
1	1	0	1	0	0	1	0	0	1	605	0.17%
2	6	3	9	0	0	2	4	3	9	823	1.09%
3	2	3	5	0	0	5	0	0	5	526	0.95%
4	6	6	12	1	0	2	7	4	13	4,160	0.31%
5	4	4	8	0	0	3	3	2	8	2,481	0.32%
6	8	7	15	0	0	3	11	1	15	1,865	0.80%
7	6	13	19	0	0	10	5	4	19	2,388	0.80%
8	12	6	18	1	0	4	4	11	19	4,724	0.40%
9	0	1	1	0	0	0	0	1	1	422	0.24%
10	1	2	3	0	0	0	1	2	3	1,654	0.18%
11	15	8	23	0	0	8	9	6	23	2,367	0.97%
12	3	4	7	0	0	1	4	2	7	1,508	0.46%
14	4	6	10	1	0	1	3	7	11	967	1.14%
15	9	5	14	0	0	4	3	7	14	2,951	0.47%
16	1	5	6	0	0	1	2	3	6	2,201	0.27%
17	1	1	2	0	0	0	1	1	2	722	0.28%
18	3	4	7	1	0	3	2	3	8	2,076	0.39%
Totals	82	78	160	4	0	48	59	57	164	32,440	0.51%

Canvass Results Report

Election Day

Run Time 8:00 PM

Run Date 05/24/2022

CHAMBERS COUNTY, TEXAS

PRIMARY RUNOFF ELECTION

5/24/2022

Page 5

Unofficial Results

Registered Voters

3403 of 32440 = 10.49%

Attorney General - REPUBLICAN PARTY

Precinct	George P. Bush	Ken Paxton	Cast Votes	Undervotes	Overvotes	Absentee Voting Ballots Cast	Early Voting Ballots Cast	Election Day Voting Ballots Cast	Total Ballots Cast	Registered Voters	Turnout Percentage
1	20	70	90	1	0	3	49	39	91	605	15.04%
2	24	69	93	0	0	2	52	39	93	823	11.30%
3	15	37	52	0	0	1	24	27	52	526	9.89%
4	119	376	495	7	0	10	253	239	502	4,160	12.07%
5	75	268	343	0	0	16	159	168	343	2,481	13.83%
6	97	140	237	13	0	6	141	103	250	1,865	13.40%
7	46	181	227	1	0	2	103	123	228	2,388	9.55%
8	114	294	408	8	0	13	190	213	416	4,724	8.81%
9	18	41	59	1	0	0	35	25	60	422	14.22%
10	42	120	162	0	0	8	91	63	162	1,654	9.79%
11	45	162	207	1	0	5	117	86	208	2,367	8.79%
12	31	102	133	3	0	3	69	64	136	1,508	9.02%
14	24	67	91	0	0	3	41	47	91	967	9.41%
15	31	121	152	1	0	2	91	60	153	2,951	5.18%
16	56	158	214	4	0	7	128	83	218	2,201	9.90%
17	10	18	28	0	0	0	19	9	28	722	3.88%
18	58	148	206	2	0	5	97	106	208	2,076	10.02%
Totals	825	2,372	3,197	42	0	86	1,659	1,494	3,239	32,440	9.98%

Canvass Results Report

Election Day

Run Time 8:00 PM

Run Date 05/24/2022

CHAMBERS COUNTY, TEXAS

PRIMARY RUNOFF ELECTION

5/24/2022

Page 6

Unofficial Results

Registered Voters

3403 of 32440 = 10.49%

Commissioner of the General Land Office - REPUBLICAN PARTY

Precinct	Tim Westley	Dawn Buckingham	Cast Votes	Undervotes	Overvotes	Absentee Voting Ballots Cast	Early Voting Ballots Cast	Election Day Voting Ballots Cast	Total Ballots Cast	Registered Voters	Turnout Percentage
1	31	50	81	10	0	3	49	39	91	605	15.04%
2	29	52	81	12	0	2	52	39	93	823	11.30%
3	11	37	48	4	0	1	24	27	52	526	9.89%
4	147	306	453	49	0	10	253	239	502	4,160	12.07%
5	93	232	325	18	0	16	159	168	343	2,481	13.83%
6	70	129	199	51	0	6	141	103	250	1,865	13.40%
7	70	148	218	10	0	2	103	123	228	2,388	9.55%
8	127	247	374	42	0	13	190	213	416	4,724	8.81%
9	37	22	59	1	0	0	35	25	60	422	14.22%
10	45	105	150	12	0	8	91	63	162	1,654	9.79%
11	59	142	201	7	0	5	117	86	208	2,367	8.79%
12	52	78	130	6	0	3	69	64	136	1,508	9.02%
14	25	54	79	12	0	3	41	47	91	967	9.41%
15	55	93	148	5	0	2	91	60	153	2,951	5.18%
16	72	118	190	28	0	7	128	83	218	2,201	9.90%
17	10	17	27	1	0	0	19	9	28	722	3.88%
18	77	114	191	17	0	5	97	106	208	2,076	10.02%
Totals	1,010	1,944	2,954	285	0	86	1,659	1,494	3,239	32,440	9.98%

Canvass Results Report

Election Day

Run Time 8:00 PM

Run Date 05/24/2022

CHAMBERS COUNTY, TEXAS

PRIMARY RUNOFF ELECTION

5/24/2022

Page 7

Unofficial Results

Registered Voters

3403 of 32440 = 10.49%

Railroad Commissioner - REPUBLICAN PARTY

Precinct	Wayne Christian	Sarah Stogner	Cast Votes	Undervotes	Overvotes	Absentee Voting Ballots Cast	Early Voting Ballots Cast	Election Day Voting Ballots Cast	Total Ballots Cast	Registered Voters	Turnout Percentage
1	62	21	83	8	0	3	49	39	91	605	15.04%
2	59	30	89	4	0	2	52	39	93	823	11.30%
3	34	16	50	2	0	1	24	27	52	526	9.89%
4	327	144	471	31	0	10	253	239	502	4,160	12.07%
5	243	88	331	12	0	16	159	168	343	2,481	13.83%
6	127	89	216	34	0	6	141	103	250	1,865	13.40%
7	177	43	220	8	0	2	103	123	228	2,388	9.55%
8	286	98	384	32	0	13	190	213	416	4,724	8.81%
9	50	7	57	3	0	0	35	25	60	422	14.22%
10	124	31	155	7	0	8	91	63	162	1,654	9.79%
11	148	55	203	5	0	5	117	86	208	2,367	8.79%
12	93	38	131	5	0	3	69	64	136	1,508	9.02%
14	56	29	85	6	0	3	41	47	91	967	9.41%
15	114	34	148	5	0	2	91	60	153	2,951	5.18%
16	145	55	200	18	0	7	128	83	218	2,201	9.90%
17	18	9	27	1	0	0	19	9	28	722	3.88%
18	140	52	192	16	0	5	97	106	208	2,076	10.02%
Totals	2,203	839	3,042	197	0	86	1,659	1,494	3,239	32,440	9.98%

Canvass Results Report

Election Day

Run Time 8:00 PM

Run Date 05/24/2022

CHAMBERS COUNTY, TEXAS

PRIMARY RUNOFF ELECTION

5/24/2022

Page 8

Unofficial Results

Registered Voters

3403 of 32440 = 10.49%

State Representative, District No. 23 - REPUBLICAN PARTY

Precinct	Terri Leo-Wilson	Patrick Gurski	Cast Votes	Undervotes	Overvotes	Absentee Voting Ballots Cast	Early Voting Ballots Cast	Election Day Voting Ballots Cast	Total Ballots Cast	Registered Voters	Turnout Percentage
1	67	24	91	0	0	3	49	39	91	605	15.04%
2	68	22	90	3	0	2	52	39	93	823	11.30%
3	34	18	52	0	0	1	24	27	52	526	9.89%
4	269	230	499	3	0	10	253	239	502	4,160	12.07%
5	217	125	342	1	0	16	159	168	343	2,481	13.83%
6	153	93	246	4	0	6	141	103	250	1,865	13.40%
7	122	104	226	2	0	2	103	123	228	2,388	9.55%
8	163	249	412	4	0	13	190	213	416	4,724	8.81%
9	43	16	59	1	0	0	35	25	60	422	14.22%
10	88	72	160	2	0	8	91	63	162	1,654	9.79%
11	144	62	206	2	0	5	117	86	208	2,367	8.79%
12	85	51	136	0	0	3	69	64	136	1,508	9.02%
14	67	24	91	0	0	3	41	47	91	967	9.41%
15	91	61	152	1	0	2	91	60	153	2,951	5.18%
16	122	94	216	2	0	7	128	83	218	2,201	9.90%
17	14	13	27	1	0	0	19	9	28	722	3.88%
18	102	105	207	1	0	5	97	106	208	2,076	10.02%
Totals	1,849	1,363	3,212	27	0	86	1,659	1,494	3,239	32,440	9.98%

Canvass Results Report

Election Day

Run Time 8:00 PM

Run Date 05/24/2022

CHAMBERS COUNTY, TEXAS

PRIMARY RUNOFF ELECTION

5/24/2022

Page 9

Unofficial Results

Registered Voters

3403 of 32440 = 10.49%

Precinct Chair, Precinct 2 - REPUBLICAN PARTY

Precinct	Saree Nash	Wendy Copeland	Cast Votes	Undervotes	Overvotes	Absentee Voting Ballots Cast	Early Voting Ballots Cast	Election Day Voting Ballots Cast	Total Ballots Cast	Registered Voters	Turnout Percentage
2	19	65	84	9	0	2	52	39	93	823	11.30%
Totals	19	65	84	9	0	2	52	39	93	823	11.30%

Canvass Results Report

Election Day

Run Time 8:00 PM

Run Date 05/24/2022

CHAMBERS COUNTY, TEXAS

PRIMARY RUNOFF ELECTION

5/24/2022

Page 10

Unofficial Results

Registered Voters

3403 of 32440 = 10.49%

Precinct Chair, Precinct 4 - REPUBLICAN PARTY

Precinct	Steve Villemez	Calyn Copeland Wesson	Cast Votes	Undervotes	Overvotes	Absentee Voting Ballots Cast	Early Voting Ballots Cast	Election Day Voting Ballots Cast	Total Ballots Cast	Registered Voters	Turnout Percentage
4	155	265	420	82	0	10	253	239	502	4,160	12.07%
Totals	155	265	420	82	0	10	253	239	502	4,160	12.07%

Canvass Results Report

Election Day

Run Time 8:00 PM

Run Date 05/24/2022

CHAMBERS COUNTY, TEXAS

PRIMARY RUNOFF ELECTION

5/24/2022

Page 11

Unofficial Results

Registered Voters

3403 of 32440 = 10.49%

Precinct Chair, Precinct 6 - REPUBLICAN PARTY

Precinct	Kevin Foltz	Lauren Van Deventer	Cast Votes	Undervotes	Overvotes	Absentee Voting Ballots Cast	Early Voting Ballots Cast	Election Day Voting Ballots Cast	Total Ballots Cast	Registered Voters	Turnout Percentage
6	76	166	242	8	0	6	141	103	250	1,865	13.40%
Totals	76	166	242	8	0	6	141	103	250	1,865	13.40%

Canvass Results Report

Election Day

Run Time 8:00 PM

Run Date 05/24/2022

CHAMBERS COUNTY, TEXAS

PRIMARY RUNOFF ELECTION

5/24/2022

Page 12

Unofficial Results

Registered Voters

3403 of 32440 = 10.49%

Precinct Chair, Precinct 7 - REPUBLICAN PARTY

Precinct	Jeffrey Jenkins	Sonja Moore	Cast Votes	Undervotes	Overvotes	Absentee Voting Ballots Cast	Early Voting Ballots Cast	Election Day Voting Ballots Cast	Total Ballots Cast	Registered Voters	Turnout Percentage
7	161	56	217	11	0	2	103	123	228	2,388	9.55%
Totals	161	56	217	11	0	2	103	123	228	2,388	9.55%

Canvass Results Report

Election Day

Run Time 8:00 PM

Run Date 05/24/2022

CHAMBERS COUNTY, TEXAS

PRIMARY RUNOFF ELECTION

5/24/2022

Page 13

Unofficial Results

Registered Voters

3403 of 32440 = 10.49%

Precinct Chair, Precinct 9 - REPUBLICAN PARTY

Precinct	George Hisler	Andrea McClelland	Cast Votes	Undervotes	Overvotes	Absentee Voting Ballots Cast	Early Voting Ballots Cast	Election Day Voting Ballots Cast	Total Ballots Cast	Registered Voters	Turnout Percentage
9	48	11	59	1	0	0	35	25	60	422	14.22%
Totals	48	11	59	1	0	0	35	25	60	422	14.22%

Canvass Results Report

Election Day

Run Time 8:00 PM

Run Date 05/24/2022

CHAMBERS COUNTY, TEXAS

PRIMARY RUNOFF ELECTION

5/24/2022

Page 14

Unofficial Results

Registered Voters

3403 of 32440 = 10.49%

Precinct Chair, Precinct 16 - REPUBLICAN PARTY

Precinct	David Redd	Jami Massengale Navarre	Cast Votes	Undervotes	Overvotes	Absentee Voting Ballots Cast	Early Voting Ballots Cast	Election Day Voting Ballots Cast	Total Ballots Cast	Registered Voters	Turnout Percentage
16	88	101	189	29	0	7	128	83	218	2,201	9.90%
Totals	88	101	189	29	0	7	128	83	218	2,201	9.90%

Canvass Results Report

Election Day

Run Time 8:00 PM

Run Date 05/24/2022

CHAMBERS COUNTY, TEXAS

PRIMARY RUNOFF ELECTION

5/24/2022

Page 15

Unofficial Results

Registered Voters

3403 of 32440 = 10.49%

Precinct Chair, Precinct 17 - REPUBLICAN PARTY

Precinct	Christian Johnson	Greg Turner	Cast Votes	Undervotes	Overvotes	Absentee Voting Ballots Cast	Early Voting Ballots Cast	Election Day Voting Ballots Cast	Total Ballots Cast	Registered Voters	Turnout Percentage
17	19	8	27	1	0	0	19	9	28	722	3.88%
Totals	19	8	27	1	0	0	19	9	28	722	3.88%

Canvass Results Report

Election Day

Run Time 8:00 PM

Run Date 05/24/2022

CHAMBERS COUNTY, TEXAS

PRIMARY RUNOFF ELECTION

5/24/2022

Page 16

Unofficial Results

Registered Voters

3403 of 32440 = 10.49%

Precinct Chair, Precinct 18 - REPUBLICAN PARTY - Vote for none or one

Precinct	Miles Hopper	Ricky Shelton	Danny Campbell	Cast Votes	Undervotes	Overvotes	Absentee Voting Ballots Cast	Early Voting Ballots Cast	Election Day Voting Ballots Cast	Total Ballots Cast	Registered Voters	Turnout Percentage
18	36	47	107	190	18	0	5	97	106	208	2,076	10.02%
Totals	36	47	107	190	18	0	5	97	106	208	2,076	10.02%

Canvass Results Report

Election Day

Run Time 8:00 PM

Run Date 05/24/2022

CHAMBERS COUNTY, TEXAS

PRIMARY RUNOFF ELECTION

5/24/2022

Page 17


Unofficial Results

Registered Voters


3403 of 32440 = 10.49%

*** End of report ***


WE, THE UNDERSIGNED OFFICIALS OF THE CENTRAL COUNTING STATION, DO HEREBY CERTIFY THAT THE ABOVE RESULT IS A TRUE AND CORRECT RETURN FOR SAID PRECINCT OR CUMULATIVE REPORT.




Presiding Judge



Station Manager




Tabulation Supervisor




Alternate ~~Presiding Judge~~

Tabulation Supervisor



Alternate Station Manager



Alternate ~~Tabulation~~ Supervisor

Judge