

Canvass Results Report

CHAMBERS COUNTY, TEXAS

Official Results

Registered Voters  
15776 of 33248 = 47.45%

Election Day

GENERAL ELECTION

Run Time 1:51 PM

11/8/2022

Run Date 11/16/2022

Page 1

United States Representative, District No. 36

| Precinct   | Brian Babin, REP | Jon Haire, DEM | Cast Votes | Undervotes | Overvotes | Absentee Voting Ballots Cast | Early Voting Ballots Cast | Election Day Voting Ballots Cast | Total Ballots Cast | Registered Voters | Turnout Percentage |
|------------|------------------|----------------|------------|------------|-----------|------------------------------|---------------------------|----------------------------------|--------------------|-------------------|--------------------|
| 1          | 281              | 38             | 319        | 4          | 0         | 13                           | 193                       | 117                              | 323                | 620               | 52.10%             |
| 2          | 255              | 75             | 330        | 2          | 0         | 7                            | 187                       | 138                              | 332                | 817               | 40.64%             |
| 3          | 166              | 58             | 224        | 3          | 0         | 10                           | 127                       | 90                               | 227                | 528               | 42.99%             |
| 4          | 2,026            | 253            | 2,279      | 9          | 0         | 34                           | 1,601                     | 653                              | 2,288              | 4,256             | 53.76%             |
| 4 - MUD    | 0                | 0              | 0          | 0          | 0         | 0                            | 0                         | 0                                | 0                  | 0                 | 0.00%              |
| 4 - MUD 1  | 0                | 0              | 0          | 1          | 0         | 1                            | 0                         | 0                                | 1                  | 1                 | 100.00%            |
| 4 - MUD 3  | 0                | 1              | 1          | 0          | 0         | 0                            | 0                         | 1                                | 1                  | 1                 | 100.00%            |
| 5          | 1,291            | 164            | 1,455      | 7          | 0         | 48                           | 900                       | 514                              | 1,462              | 2,529             | 57.81%             |
| 6          | 686              | 151            | 837        | 5          | 0         | 21                           | 566                       | 255                              | 842                | 1,869             | 45.05%             |
| 7          | 953              | 149            | 1,102      | 5          | 0         | 21                           | 754                       | 332                              | 1,107              | 2,433             | 45.50%             |
| 8          | 2,019            | 333            | 2,352      | 16         | 0         | 39                           | 1,587                     | 742                              | 2,368              | 4,925             | 48.08%             |
| 9          | 167              | 16             | 183        | 3          | 0         | 0                            | 110                       | 76                               | 186                | 437               | 42.56%             |
| 10         | 695              | 56             | 751        | 3          | 0         | 14                           | 503                       | 237                              | 754                | 1,684             | 44.77%             |
| 11         | 867              | 245            | 1,112      | 5          | 0         | 33                           | 800                       | 284                              | 1,117              | 2,379             | 46.95%             |
| 12         | 7                | 0              | 7          | 0          | 0         | 0                            | 2                         | 5                                | 7                  | 8                 | 87.50%             |
| 12 - ECISD | 511              | 161            | 672        | 15         | 0         | 7                            | 462                       | 218                              | 687                | 1,499             | 45.83%             |
| 14         | 382              | 67             | 449        | 3          | 0         | 7                            | 289                       | 156                              | 452                | 989               | 45.70%             |
| 14 - ECISD | 8                | 0              | 8          | 0          | 0         | 0                            | 4                         | 4                                | 8                  | 8                 | 100.00%            |
| 15         | 716              | 357            | 1,073      | 10         | 0         | 13                           | 660                       | 410                              | 1,083              | 3,035             | 35.68%             |
| 16         | 972              | 114            | 1,086      | 3          | 0         | 14                           | 777                       | 298                              | 1,089              | 2,263             | 48.12%             |

# Canvass Results Report

Election Day

Run Time 1:51 PM

Run Date 11/16/2022

## CHAMBERS COUNTY, TEXAS

GENERAL ELECTION

11/8/2022

Page 2

### Official Results

Registered Voters

15776 of 33248 = 47.45%

### United States Representative, District No. 36

| Precinct      | Brian Babin, REP | Jon Haire, DEM | Cast Votes    | Undervotes | Overvotes | Absentee Voting Ballots Cast | Early Voting Ballots Cast | Election Day Voting Ballots Cast | Total Ballots Cast | Registered Voters | Turnout Percentage |
|---------------|------------------|----------------|---------------|------------|-----------|------------------------------|---------------------------|----------------------------------|--------------------|-------------------|--------------------|
| 17            | 257              | 55             | 312           | 1          | 0         | 0                            | 190                       | 123                              | 313                | 756               | 41.40%             |
| 18            | 989              | 133            | 1,122         | 6          | 0         | 19                           | 780                       | 329                              | 1,128              | 2,209             | 51.06%             |
| 18 - MUD      | 0                | 0              | 0             | 0          | 0         | 0                            | 0                         | 0                                | 0                  | 0                 | 0.00%              |
| 18 - MUD 2    | 0                | 1              | 1             | 0          | 0         | 0                            | 1                         | 0                                | 1                  | 2                 | 50.00%             |
| 18 - MUD 3    | 0                | 0              | 0             | 0          | 0         | 0                            | 0                         | 0                                | 0                  | 0                 | 0.00%              |
| <b>Totals</b> | <b>13,248</b>    | <b>2,427</b>   | <b>15,675</b> | <b>101</b> | <b>0</b>  | <b>301</b>                   | <b>10,493</b>             | <b>4,982</b>                     | <b>15,776</b>      | <b>33,248</b>     | <b>47.45%</b>      |

**Canvass Results Report**

**CHAMBERS COUNTY, TEXAS**

**Official Results**

Registered Voters

15776 of 33248 = 47.45%

Election Day

GENERAL ELECTION

Run Time 1:51 PM

11/8/2022

Run Date 11/16/2022

Page 3

**Governor**

| Precinct   | Greg Abbott, REP | Beto O'Rourke, DEM | Mark Tippetts, LIB | Delilah Barrios, GRN | Jacqueline Abernathy (W) | Mark V Goloby (W) | Cast Votes | Undervotes | Overvotes | Absentee Voting Ballots Cast | Early Voting Ballots Cast | Election Day Voting Ballots Cast | Total Ballots Cast |
|------------|------------------|--------------------|--------------------|----------------------|--------------------------|-------------------|------------|------------|-----------|------------------------------|---------------------------|----------------------------------|--------------------|
| 1          | 282              | 39                 | 1                  | 0                    | 0                        | 0                 | 322        | 1          | 0         | 13                           | 193                       | 117                              | 323                |
| 2          | 249              | 75                 | 6                  | 1                    | 0                        | 0                 | 331        | 1          | 0         | 7                            | 187                       | 138                              | 332                |
| 3          | 164              | 61                 | 1                  | 0                    | 0                        | 0                 | 226        | 1          | 0         | 10                           | 127                       | 90                               | 227                |
| 4          | 1,983            | 273                | 23                 | 4                    | 0                        | 0                 | 2,283      | 5          | 0         | 34                           | 1,601                     | 653                              | 2,288              |
| 4 - MUD    | 0                | 0                  | 0                  | 0                    | 0                        | 0                 | 0          | 0          | 0         | 0                            | 0                         | 0                                | 0                  |
| 4 - MUD 1  | 0                | 0                  | 0                  | 0                    | 0                        | 0                 | 0          | 1          | 0         | 1                            | 0                         | 0                                | 1                  |
| 4 - MUD 3  | 0                | 1                  | 0                  | 0                    | 0                        | 0                 | 1          | 0          | 0         | 0                            | 0                         | 1                                | 1                  |
| 5          | 1,268            | 167                | 20                 | 3                    | 0                        | 1                 | 1,459      | 3          | 0         | 48                           | 900                       | 514                              | 1,462              |
| 6          | 667              | 155                | 13                 | 1                    | 0                        | 0                 | 836        | 6          | 0         | 21                           | 566                       | 255                              | 842                |
| 7          | 936              | 148                | 18                 | 3                    | 0                        | 0                 | 1,105      | 2          | 0         | 21                           | 754                       | 332                              | 1,107              |
| 8          | 1,977            | 353                | 31                 | 4                    | 0                        | 0                 | 2,365      | 3          | 0         | 39                           | 1,587                     | 742                              | 2,368              |
| 9          | 166              | 16                 | 1                  | 2                    | 0                        | 1                 | 186        | 0          | 0         | 0                            | 110                       | 76                               | 186                |
| 10         | 693              | 59                 | 0                  | 1                    | 0                        | 0                 | 753        | 1          | 0         | 14                           | 503                       | 237                              | 754                |
| 11         | 839              | 261                | 12                 | 4                    | 0                        | 0                 | 1,116      | 1          | 0         | 33                           | 800                       | 284                              | 1,117              |
| 12         | 7                | 0                  | 0                  | 0                    | 0                        | 0                 | 7          | 0          | 0         | 0                            | 2                         | 5                                | 7                  |
| 12 - ECISD | 498              | 168                | 7                  | 4                    | 0                        | 0                 | 677        | 10         | 0         | 7                            | 462                       | 218                              | 687                |
| 14         | 375              | 71                 | 5                  | 0                    | 0                        | 0                 | 451        | 1          | 0         | 7                            | 289                       | 156                              | 452                |
| 14 - ECISD | 8                | 0                  | 0                  | 0                    | 0                        | 0                 | 8          | 0          | 0         | 0                            | 4                         | 4                                | 8                  |
| 15         | 687              | 383                | 11                 | 0                    | 0                        | 0                 | 1,081      | 2          | 0         | 13                           | 660                       | 410                              | 1,083              |
| 16         | 949              | 123                | 15                 | 0                    | 0                        | 0                 | 1,087      | 2          | 0         | 14                           | 777                       | 298                              | 1,089              |

# Canvass Results Report

Election Day

Run Time 1:51 PM

Run Date 11/16/2022

## CHAMBERS COUNTY, TEXAS

GENERAL ELECTION

11/8/2022

Page 4

## Official Results

Registered Voters

15776 of 33248 = 47.45%

### Governor

| Precinct   | Registered Voters | Turnout Percentage |
|------------|-------------------|--------------------|
| 1          | 620               | 52.10%             |
| 2          | 817               | 40.64%             |
| 3          | 528               | 42.99%             |
| 4          | 4,256             | 53.76%             |
| 4 - MUD    | 0                 | 0.00%              |
| 4 - MUD 1  | 1                 | 100.00%            |
| 4 - MUD 3  | 1                 | 100.00%            |
| 5          | 2,529             | 57.81%             |
| 6          | 1,869             | 45.05%             |
| 7          | 2,433             | 45.50%             |
| 8          | 4,925             | 48.08%             |
| 9          | 437               | 42.56%             |
| 10         | 1,684             | 44.77%             |
| 11         | 2,379             | 46.95%             |
| 12         | 8                 | 87.50%             |
| 12 - ECISD | 1,499             | 45.83%             |
| 14         | 989               | 45.70%             |
| 14 - ECISD | 8                 | 100.00%            |
| 15         | 3,035             | 35.68%             |
| 16         | 2,263             | 48.12%             |

**Canvass Results Report**

**CHAMBERS COUNTY, TEXAS**

**Official Results**

Registered Voters  
15776 of 33248 = 47.45%

Election Day

GENERAL ELECTION

Run Time 1:51 PM

11/8/2022

Run Date 11/16/2022

Page 5

**Governor**

| Precinct      | Greg Abbott, REP | Beto O'Rourke, DEM | Mark Tippetts, LIB | Delilah Barrios, GRN | Jacqueline Abernathy (W) | Mark V Goloby (W) | Cast Votes    | Undervotes | Overvotes | Absentee Voting Ballots Cast | Early Voting Ballots Cast | Election Day Voting Ballots Cast | Total Ballots Cast |
|---------------|------------------|--------------------|--------------------|----------------------|--------------------------|-------------------|---------------|------------|-----------|------------------------------|---------------------------|----------------------------------|--------------------|
| 17            | 249              | 59                 | 5                  | 0                    | 0                        | 0                 | 313           | 0          | 0         | 0                            | 190                       | 123                              | 313                |
| 18            | 967              | 146                | 14                 | 1                    | 0                        | 0                 | 1,128         | 0          | 0         | 19                           | 780                       | 329                              | 1,128              |
| 18 - MUD      | 0                | 0                  | 0                  | 0                    | 0                        | 0                 | 0             | 0          | 0         | 0                            | 0                         | 0                                | 0                  |
| 18 - MUD 2    | 0                | 1                  | 0                  | 0                    | 0                        | 0                 | 1             | 0          | 0         | 0                            | 1                         | 0                                | 1                  |
| 18 - MUD 3    | 0                | 0                  | 0                  | 0                    | 0                        | 0                 | 0             | 0          | 0         | 0                            | 0                         | 0                                | 0                  |
| <b>Totals</b> | <b>12,964</b>    | <b>2,559</b>       | <b>183</b>         | <b>28</b>            | <b>0</b>                 | <b>2</b>          | <b>15,736</b> | <b>40</b>  | <b>0</b>  | <b>301</b>                   | <b>10,493</b>             | <b>4,982</b>                     | <b>15,776</b>      |

# Canvass Results Report

Election Day

Run Time 1:51 PM

Run Date 11/16/2022

## CHAMBERS COUNTY, TEXAS

GENERAL ELECTION

11/8/2022

Page 6

# Official Results

Registered Voters

15776 of 33248 = 47.45%

### Governor

| Precinct      | Registered Voters | Turnout Percentage |
|---------------|-------------------|--------------------|
| 17            | 756               | 41.40%             |
| 18            | 2,209             | 51.06%             |
| 18 - MUD      | 0                 | 0.00%              |
| 18 - MUD 2    | 2                 | 50.00%             |
| 18 - MUD 3    | 0                 | 0.00%              |
| <b>Totals</b> | <b>33,248</b>     | <b>47.45%</b>      |

**Canvass Results Report**

Election Day

Run Time 1:51 PM

Run Date 11/16/2022

**CHAMBERS COUNTY, TEXAS**

GENERAL ELECTION

11/8/2022

Page 7

**Official Results**

Registered Voters

15776 of 33248 = 47.45%

**Lieutenant Governor**

| Precinct   | Dan Patrick, REP | Mike Collier, DEM | Shanna Steele, LIB | Cast Votes | Undervotes | Overvotes | Absentee Voting Ballots Cast | Early Voting Ballots Cast | Election Day Voting Ballots Cast | Total Ballots Cast | Registered Voters | Turnout Percentage |
|------------|------------------|-------------------|--------------------|------------|------------|-----------|------------------------------|---------------------------|----------------------------------|--------------------|-------------------|--------------------|
| 1          | 278              | 36                | 8                  | 322        | 1          | 0         | 13                           | 193                       | 117                              | 323                | 620               | 52.10%             |
| 2          | 244              | 76                | 10                 | 330        | 2          | 0         | 7                            | 187                       | 138                              | 332                | 817               | 40.64%             |
| 3          | 156              | 67                | 4                  | 227        | 0          | 0         | 10                           | 127                       | 90                               | 227                | 528               | 42.99%             |
| 4          | 1,940            | 284               | 57                 | 2,281      | 7          | 0         | 34                           | 1,601                     | 653                              | 2,288              | 4,256             | 53.76%             |
| 4 - MUD    | 0                | 0                 | 0                  | 0          | 0          | 0         | 0                            | 0                         | 0                                | 0                  | 0                 | 0.00%              |
| 4 - MUD 1  | 0                | 0                 | 0                  | 0          | 1          | 0         | 1                            | 0                         | 0                                | 1                  | 1                 | 100.00%            |
| 4 - MUD 3  | 0                | 1                 | 0                  | 1          | 0          | 0         | 0                            | 0                         | 1                                | 1                  | 1                 | 100.00%            |
| 5          | 1,252            | 177               | 27                 | 1,456      | 6          | 0         | 48                           | 900                       | 514                              | 1,462              | 2,529             | 57.81%             |
| 6          | 655              | 161               | 20                 | 836        | 6          | 0         | 21                           | 566                       | 255                              | 842                | 1,869             | 45.05%             |
| 7          | 915              | 159               | 26                 | 1,100      | 7          | 0         | 21                           | 754                       | 332                              | 1,107              | 2,433             | 45.50%             |
| 8          | 1,960            | 342               | 59                 | 2,361      | 7          | 0         | 39                           | 1,587                     | 742                              | 2,368              | 4,925             | 48.08%             |
| 9          | 162              | 16                | 4                  | 182        | 4          | 0         | 0                            | 110                       | 76                               | 186                | 437               | 42.56%             |
| 10         | 684              | 60                | 8                  | 752        | 2          | 0         | 14                           | 503                       | 237                              | 754                | 1,684             | 44.77%             |
| 11         | 824              | 252               | 37                 | 1,113      | 4          | 0         | 33                           | 800                       | 284                              | 1,117              | 2,379             | 46.95%             |
| 12         | 7                | 0                 | 0                  | 7          | 0          | 0         | 0                            | 2                         | 5                                | 7                  | 8                 | 87.50%             |
| 12 - ECISD | 483              | 170               | 21                 | 674        | 13         | 0         | 7                            | 462                       | 218                              | 687                | 1,499             | 45.83%             |
| 14         | 369              | 73                | 5                  | 447        | 5          | 0         | 7                            | 289                       | 156                              | 452                | 989               | 45.70%             |
| 14 - ECISD | 8                | 0                 | 0                  | 8          | 0          | 0         | 0                            | 4                         | 4                                | 8                  | 8                 | 100.00%            |
| 15         | 687              | 360               | 30                 | 1,077      | 6          | 0         | 13                           | 660                       | 410                              | 1,083              | 3,035             | 35.68%             |
| 16         | 937              | 123               | 25                 | 1,085      | 4          | 0         | 14                           | 777                       | 298                              | 1,089              | 2,263             | 48.12%             |

**Canvass Results Report**

Election Day

Run Time 1:51 PM

Run Date 11/16/2022

**CHAMBERS COUNTY, TEXAS**

GENERAL ELECTION

11/8/2022

Page 8

**Official Results**

Registered Voters  
15776 of 33248 = 47.45%

**Lieutenant Governor**

| Precinct      | Dan Patrick, REP | Mike Collier, DEM | Shanna Steele, LIB | Cast Votes    | Undervotes | Overvotes | Absentee Voting Ballots Cast | Early Voting Ballots Cast | Election Day Voting Ballots Cast | Total Ballots Cast | Registered Voters | Turnout Percentage |
|---------------|------------------|-------------------|--------------------|---------------|------------|-----------|------------------------------|---------------------------|----------------------------------|--------------------|-------------------|--------------------|
| 17            | 247              | 59                | 7                  | 313           | 0          | 0         | 0                            | 190                       | 123                              | 313                | 756               | 41.40%             |
| 18            | 957              | 144               | 27                 | 1,128         | 0          | 0         | 19                           | 780                       | 329                              | 1,128              | 2,209             | 51.06%             |
| 18 - MUD      | 0                | 0                 | 0                  | 0             | 0          | 0         | 0                            | 0                         | 0                                | 0                  | 0                 | 0.00%              |
| 18 - MUD 2    | 0                | 1                 | 0                  | 1             | 0          | 0         | 0                            | 1                         | 0                                | 1                  | 2                 | 50.00%             |
| 18 - MUD 3    | 0                | 0                 | 0                  | 0             | 0          | 0         | 0                            | 0                         | 0                                | 0                  | 0                 | 0.00%              |
| <b>Totals</b> | <b>12,765</b>    | <b>2,561</b>      | <b>375</b>         | <b>15,701</b> | <b>75</b>  | <b>0</b>  | <b>301</b>                   | <b>10,493</b>             | <b>4,982</b>                     | <b>15,776</b>      | <b>33,248</b>     | <b>47.45%</b>      |



**Canvass Results Report**

**CHAMBERS COUNTY, TEXAS**

**Official Results**

Registered Voters  
15776 of 33248 = 47.45%

Election Day

GENERAL ELECTION

Run Time 1:51 PM

11/8/2022

Run Date 11/16/2022

Page 9

**Attorney General**

| Precinct   | Ken Paxton, REP | Rochelle Mercedes Garza, DEM | Mark Ash, LIB | Cast Votes | Undervotes | Overvotes | Absentee Voting Ballots Cast | Early Voting Ballots Cast | Election Day Voting Ballots Cast | Total Ballots Cast | Registered Voters | Turnout Percentage |
|------------|-----------------|------------------------------|---------------|------------|------------|-----------|------------------------------|---------------------------|----------------------------------|--------------------|-------------------|--------------------|
| 1          | 278             | 39                           | 5             | 322        | 1          | 0         | 13                           | 193                       | 117                              | 323                | 620               | 52.10%             |
| 2          | 245             | 76                           | 9             | 330        | 2          | 0         | 7                            | 187                       | 138                              | 332                | 817               | 40.64%             |
| 3          | 157             | 63                           | 7             | 227        | 0          | 0         | 10                           | 127                       | 90                               | 227                | 528               | 42.99%             |
| 4          | 1,968           | 257                          | 55            | 2,280      | 8          | 0         | 34                           | 1,601                     | 653                              | 2,288              | 4,256             | 53.76%             |
| 4 - MUD    | 0               | 0                            | 0             | 0          | 0          | 0         | 0                            | 0                         | 0                                | 0                  | 0                 | 0.00%              |
| 4 - MUD 1  | 0               | 0                            | 0             | 0          | 1          | 0         | 1                            | 0                         | 0                                | 1                  | 1                 | 100.00%            |
| 4 - MUD 3  | 1               | 0                            | 0             | 1          | 0          | 0         | 0                            | 0                         | 1                                | 1                  | 1                 | 100.00%            |
| 5          | 1,255           | 170                          | 33            | 1,458      | 4          | 0         | 48                           | 900                       | 514                              | 1,462              | 2,529             | 57.81%             |
| 6          | 651             | 154                          | 23            | 828        | 14         | 0         | 21                           | 566                       | 255                              | 842                | 1,869             | 45.05%             |
| 7          | 914             | 156                          | 24            | 1,094      | 13         | 0         | 21                           | 754                       | 332                              | 1,107              | 2,433             | 45.50%             |
| 8          | 1,972           | 332                          | 51            | 2,355      | 13         | 0         | 39                           | 1,587                     | 742                              | 2,368              | 4,925             | 48.08%             |
| 9          | 164             | 14                           | 4             | 182        | 4          | 0         | 0                            | 110                       | 76                               | 186                | 437               | 42.56%             |
| 10         | 683             | 58                           | 7             | 748        | 6          | 0         | 14                           | 503                       | 237                              | 754                | 1,684             | 44.77%             |
| 11         | 833             | 250                          | 28            | 1,111      | 6          | 0         | 33                           | 800                       | 284                              | 1,117              | 2,379             | 46.95%             |
| 12         | 7               | 0                            | 0             | 7          | 0          | 0         | 0                            | 2                         | 5                                | 7                  | 8                 | 87.50%             |
| 12 - ECISD | 489             | 163                          | 18            | 670        | 17         | 0         | 7                            | 462                       | 218                              | 687                | 1,499             | 45.83%             |
| 14         | 371             | 72                           | 4             | 447        | 5          | 0         | 7                            | 289                       | 156                              | 452                | 989               | 45.70%             |
| 14 - ECISD | 8               | 0                            | 0             | 8          | 0          | 0         | 0                            | 4                         | 4                                | 8                  | 8                 | 100.00%            |
| 15         | 689             | 359                          | 24            | 1,072      | 11         | 0         | 13                           | 660                       | 410                              | 1,083              | 3,035             | 35.68%             |
| 16         | 931             | 121                          | 31            | 1,083      | 6          | 0         | 14                           | 777                       | 298                              | 1,089              | 2,263             | 48.12%             |

# Canvass Results Report

Election Day

Run Time 1:51 PM

Run Date 11/16/2022

## CHAMBERS COUNTY, TEXAS

GENERAL ELECTION

11/8/2022

Page 10

### Official Results

Registered Voters

15776 of 33248 = 47.45%

### Attorney General

| Precinct      | Ken Paxton, REP | Rochelle Mercedes Garza, DEM | Mark Ash, LIB | Cast Votes    | Undervotes | Overvotes | Absentee Voting Ballots Cast | Early Voting Ballots Cast | Election Day Voting Ballots Cast | Total Ballots Cast | Registered Voters | Turnout Percentage |
|---------------|-----------------|------------------------------|---------------|---------------|------------|-----------|------------------------------|---------------------------|----------------------------------|--------------------|-------------------|--------------------|
| 17            | 246             | 59                           | 8             | 313           | 0          | 0         | 0                            | 190                       | 123                              | 313                | 756               | 41.40%             |
| 18            | 957             | 148                          | 18            | 1,123         | 5          | 0         | 19                           | 780                       | 329                              | 1,128              | 2,209             | 51.06%             |
| 18 - MUD      | 0               | 0                            | 0             | 0             | 0          | 0         | 0                            | 0                         | 0                                | 0                  | 0                 | 0.00%              |
| 18 - MUD 2    | 0               | 1                            | 0             | 1             | 0          | 0         | 0                            | 1                         | 0                                | 1                  | 2                 | 50.00%             |
| 18 - MUD 3    | 0               | 0                            | 0             | 0             | 0          | 0         | 0                            | 0                         | 0                                | 0                  | 0                 | 0.00%              |
| <b>Totals</b> | <b>12,819</b>   | <b>2,492</b>                 | <b>349</b>    | <b>15,660</b> | <b>116</b> | <b>0</b>  | <b>301</b>                   | <b>10,493</b>             | <b>4,982</b>                     | <b>15,776</b>      | <b>33,248</b>     | <b>47.45%</b>      |

**Canvass Results Report**

Election Day

Run Time 1:51 PM

Run Date 11/16/2022

**CHAMBERS COUNTY, TEXAS**

GENERAL ELECTION

11/8/2022

Page 11

**Official Results**

Registered Voters  
15776 of 33248 = 47.45%

**Comptroller of Public Accounts**

| Precinct   | Glenn Hegar, REP | Janet T. Dudding, DEM | V. Alonzo Echevarria-Garza, LIB | Cast Votes | Undervotes | Overvotes | Absentee Voting Ballots Cast | Early Voting Ballots Cast | Election Day Voting Ballots Cast | Total Ballots Cast | Registered Voters | Turnout Percentage |
|------------|------------------|-----------------------|---------------------------------|------------|------------|-----------|------------------------------|---------------------------|----------------------------------|--------------------|-------------------|--------------------|
| 1          | 280              | 35                    | 4                               | 319        | 4          | 0         | 13                           | 193                       | 117                              | 323                | 620               | 52.10%             |
| 2          | 253              | 73                    | 4                               | 330        | 2          | 0         | 7                            | 187                       | 138                              | 332                | 817               | 40.64%             |
| 3          | 163              | 57                    | 2                               | 222        | 5          | 0         | 10                           | 127                       | 90                               | 227                | 528               | 42.99%             |
| 4          | 1,996            | 236                   | 45                              | 2,277      | 11         | 0         | 34                           | 1,601                     | 653                              | 2,288              | 4,256             | 53.76%             |
| 4 - MUD    | 0                | 0                     | 0                               | 0          | 0          | 0         | 0                            | 0                         | 0                                | 0                  | 0                 | 0.00%              |
| 4 - MUD 1  | 0                | 0                     | 0                               | 0          | 1          | 0         | 1                            | 0                         | 0                                | 1                  | 1                 | 100.00%            |
| 4 - MUD 3  | 0                | 1                     | 0                               | 1          | 0          | 0         | 0                            | 0                         | 1                                | 1                  | 1                 | 100.00%            |
| 5          | 1,273            | 154                   | 23                              | 1,450      | 12         | 0         | 48                           | 900                       | 514                              | 1,462              | 2,529             | 57.81%             |
| 6          | 667              | 146                   | 20                              | 833        | 9          | 0         | 21                           | 566                       | 255                              | 842                | 1,869             | 45.05%             |
| 7          | 935              | 140                   | 16                              | 1,091      | 16         | 0         | 21                           | 754                       | 332                              | 1,107              | 2,433             | 45.50%             |
| 8          | 2,011            | 303                   | 43                              | 2,357      | 11         | 0         | 39                           | 1,587                     | 742                              | 2,368              | 4,925             | 48.08%             |
| 9          | 167              | 16                    | 3                               | 186        | 0          | 0         | 0                            | 110                       | 76                               | 186                | 437               | 42.56%             |
| 10         | 692              | 48                    | 7                               | 747        | 7          | 0         | 14                           | 503                       | 237                              | 754                | 1,684             | 44.77%             |
| 11         | 842              | 249                   | 18                              | 1,109      | 8          | 0         | 33                           | 800                       | 284                              | 1,117              | 2,379             | 46.95%             |
| 12         | 7                | 0                     | 0                               | 7          | 0          | 0         | 0                            | 2                         | 5                                | 7                  | 8                 | 87.50%             |
| 12 - ECISD | 493              | 161                   | 12                              | 666        | 21         | 0         | 7                            | 462                       | 218                              | 687                | 1,499             | 45.83%             |
| 14         | 375              | 71                    | 1                               | 447        | 5          | 0         | 7                            | 289                       | 156                              | 452                | 989               | 45.70%             |
| 14 - ECISD | 8                | 0                     | 0                               | 8          | 0          | 0         | 0                            | 4                         | 4                                | 8                  | 8                 | 100.00%            |
| 15         | 695              | 350                   | 27                              | 1,072      | 11         | 0         | 13                           | 660                       | 410                              | 1,083              | 3,035             | 35.68%             |
| 16         | 962              | 107                   | 14                              | 1,083      | 6          | 0         | 14                           | 777                       | 298                              | 1,089              | 2,263             | 48.12%             |

# Canvass Results Report

Election Day

Run Time 1:51 PM

Run Date 11/16/2022

## CHAMBERS COUNTY, TEXAS

GENERAL ELECTION

11/8/2022

Page 12

### Official Results

Registered Voters

15776 of 33248 = 47.45%

### Comptroller of Public Accounts

| Precinct      | Glenn Hegar, REP | Janet T. Dudding, DEM | V. Alonzo Echevarria-Garza, LIB | Cast Votes    | Undervotes | Overvotes | Absentee Voting Ballots Cast | Early Voting Ballots Cast | Election Day Voting Ballots Cast | Total Ballots Cast | Registered Voters | Turnout Percentage |
|---------------|------------------|-----------------------|---------------------------------|---------------|------------|-----------|------------------------------|---------------------------|----------------------------------|--------------------|-------------------|--------------------|
| 17            | 250              | 55                    | 6                               | 311           | 2          | 0         | 0                            | 190                       | 123                              | 313                | 756               | 41.40%             |
| 18            | 986              | 125                   | 12                              | 1,123         | 5          | 0         | 19                           | 780                       | 329                              | 1,128              | 2,209             | 51.06%             |
| 18 - MUD      | 0                | 0                     | 0                               | 0             | 0          | 0         | 0                            | 0                         | 0                                | 0                  | 0                 | 0.00%              |
| 18 - MUD 2    | 0                | 1                     | 0                               | 1             | 0          | 0         | 0                            | 1                         | 0                                | 1                  | 2                 | 50.00%             |
| 18 - MUD 3    | 0                | 0                     | 0                               | 0             | 0          | 0         | 0                            | 0                         | 0                                | 0                  | 0                 | 0.00%              |
| <b>Totals</b> | <b>13,055</b>    | <b>2,328</b>          | <b>257</b>                      | <b>15,640</b> | <b>136</b> | <b>0</b>  | <b>301</b>                   | <b>10,493</b>             | <b>4,982</b>                     | <b>15,776</b>      | <b>33,248</b>     | <b>47.45%</b>      |

**Canvass Results Report**

Election Day

Run Time 1:51 PM

Run Date 11/16/2022

**CHAMBERS COUNTY, TEXAS**

**GENERAL ELECTION**

11/8/2022

Page 13

**Official Results**

**Registered Voters**

15776 of 33248 = 47.45%

**Commissioner of the General Land Office**

| Precinct   | Dawn Buckingham, REP | Jay Kleberg, DEM | Alfred Molison, Jr., GRN | Carrie Evelyn Menger (W) | Cast Votes | Undervotes | Overvotes | Absentee Voting Ballots Cast | Early Voting Ballots Cast | Election Day Voting Ballots Cast | Total Ballots Cast | Registered Voters | Turnout Percentage |
|------------|----------------------|------------------|--------------------------|--------------------------|------------|------------|-----------|------------------------------|---------------------------|----------------------------------|--------------------|-------------------|--------------------|
| 1          | 280                  | 37               | 1                        | 0                        | 318        | 5          | 0         | 13                           | 193                       | 117                              | 323                | 620               | 52.10%             |
| 2          | 252                  | 73               | 2                        | 0                        | 327        | 5          | 0         | 7                            | 187                       | 138                              | 332                | 817               | 40.64%             |
| 3          | 156                  | 63               | 3                        | 0                        | 222        | 5          | 0         | 10                           | 127                       | 90                               | 227                | 528               | 42.99%             |
| 4          | 2,002                | 248              | 21                       | 0                        | 2,271      | 17         | 0         | 34                           | 1,601                     | 653                              | 2,288              | 4,256             | 53.76%             |
| 4 - MUD    | 0                    | 0                | 0                        | 0                        | 0          | 0          | 0         | 0                            | 0                         | 0                                | 0                  | 0                 | 0.00%              |
| 4 - MUD 1  | 0                    | 0                | 0                        | 0                        | 0          | 1          | 0         | 1                            | 0                         | 0                                | 1                  | 1                 | 100.00%            |
| 4 - MUD 3  | 1                    | 0                | 0                        | 0                        | 1          | 0          | 0         | 0                            | 0                         | 1                                | 1                  | 1                 | 100.00%            |
| 5          | 1,275                | 156              | 14                       | 0                        | 1,445      | 17         | 0         | 48                           | 900                       | 514                              | 1,462              | 2,529             | 57.81%             |
| 6          | 670                  | 147              | 8                        | 0                        | 825        | 17         | 0         | 21                           | 566                       | 255                              | 842                | 1,869             | 45.05%             |
| 7          | 929                  | 152              | 6                        | 0                        | 1,087      | 20         | 0         | 21                           | 754                       | 332                              | 1,107              | 2,433             | 45.50%             |
| 8          | 2,018                | 304              | 28                       | 0                        | 2,350      | 18         | 0         | 39                           | 1,587                     | 742                              | 2,368              | 4,925             | 48.08%             |
| 9          | 164                  | 17               | 1                        | 0                        | 182        | 4          | 0         | 0                            | 110                       | 76                               | 186                | 437               | 42.56%             |
| 10         | 695                  | 47               | 4                        | 0                        | 746        | 8          | 0         | 14                           | 503                       | 237                              | 754                | 1,684             | 44.77%             |
| 11         | 850                  | 244              | 14                       | 0                        | 1,108      | 9          | 0         | 33                           | 800                       | 284                              | 1,117              | 2,379             | 46.95%             |
| 12         | 7                    | 0                | 0                        | 0                        | 7          | 0          | 0         | 0                            | 2                         | 5                                | 7                  | 8                 | 87.50%             |
| 12 - ECISD | 497                  | 161              | 7                        | 0                        | 665        | 22         | 0         | 7                            | 462                       | 218                              | 687                | 1,499             | 45.83%             |
| 14         | 377                  | 66               | 1                        | 0                        | 444        | 8          | 0         | 7                            | 289                       | 156                              | 452                | 989               | 45.70%             |
| 14 - ECISD | 8                    | 0                | 0                        | 0                        | 8          | 0          | 0         | 0                            | 4                         | 4                                | 8                  | 8                 | 100.00%            |
| 15         | 702                  | 342              | 18                       | 0                        | 1,062      | 21         | 0         | 13                           | 660                       | 410                              | 1,083              | 3,035             | 35.68%             |
| 16         | 963                  | 111              | 9                        | 0                        | 1,083      | 6          | 0         | 14                           | 777                       | 298                              | 1,089              | 2,263             | 48.12%             |

**Canvass Results Report**

Election Day

Run Time 1:51 PM

Run Date 11/16/2022

**CHAMBERS COUNTY, TEXAS**

GENERAL ELECTION

11/8/2022

Page 14

**Official Results**

Registered Voters  
15776 of 33248 = 47.45%

**Commissioner of the General Land Office**

| Precinct      | Dawn Buckingham, REP | Jay Kleberg, DEM | Alfred Molison, Jr., GRN | Carrie Evelyn Menger (W) | Cast Votes    | Undervotes | Overvotes | Absentee Voting Ballots Cast | Early Voting Ballots Cast | Election Day Voting Ballots Cast | Total Ballots Cast | Registered Voters | Turnout Percentage |
|---------------|----------------------|------------------|--------------------------|--------------------------|---------------|------------|-----------|------------------------------|---------------------------|----------------------------------|--------------------|-------------------|--------------------|
| 17            | 250                  | 55               | 5                        | 0                        | 310           | 3          | 0         | 0                            | 190                       | 123                              | 313                | 756               | 41.40%             |
| 18            | 978                  | 133              | 8                        | 0                        | 1,119         | 9          | 0         | 19                           | 780                       | 329                              | 1,128              | 2,209             | 51.06%             |
| 18 - MUD      | 0                    | 0                | 0                        | 0                        | 0             | 0          | 0         | 0                            | 0                         | 0                                | 0                  | 0                 | 0.00%              |
| 18 - MUD 2    | 0                    | 1                | 0                        | 0                        | 1             | 0          | 0         | 0                            | 1                         | 0                                | 1                  | 2                 | 50.00%             |
| 18 - MUD 3    | 0                    | 0                | 0                        | 0                        | 0             | 0          | 0         | 0                            | 0                         | 0                                | 0                  | 0                 | 0.00%              |
| <b>Totals</b> | <b>13,074</b>        | <b>2,357</b>     | <b>150</b>               | <b>0</b>                 | <b>15,581</b> | <b>195</b> | <b>0</b>  | <b>301</b>                   | <b>10,493</b>             | <b>4,982</b>                     | <b>15,776</b>      | <b>33,248</b>     | <b>47.45%</b>      |

**Canvass Results Report**

**CHAMBERS COUNTY, TEXAS**

**Official Results**

Registered Voters  
15776 of 33248 = 47.45%

Election Day

**GENERAL ELECTION**

Run Time 1:51 PM

11/8/2022

Run Date 11/16/2022

Page 15

**Commissioner of Agriculture**

| Precinct   | Sid Miller, REP | Susan Hays, DEM | Cast Votes | Undervotes | Overvotes | Absentee Voting Ballots Cast | Early Voting Ballots Cast | Election Day Voting Ballots Cast | Total Ballots Cast | Registered Voters | Turnout Percentage |
|------------|-----------------|-----------------|------------|------------|-----------|------------------------------|---------------------------|----------------------------------|--------------------|-------------------|--------------------|
| 1          | 280             | 38              | 318        | 5          | 0         | 13                           | 193                       | 117                              | 323                | 620               | 52.10%             |
| 2          | 250             | 80              | 330        | 2          | 0         | 7                            | 187                       | 138                              | 332                | 817               | 40.64%             |
| 3          | 162             | 63              | 225        | 2          | 0         | 10                           | 127                       | 90                               | 227                | 528               | 42.99%             |
| 4          | 2,010           | 266             | 2,276      | 12         | 0         | 34                           | 1,601                     | 653                              | 2,288              | 4,256             | 53.76%             |
| 4 - MUD    | 0               | 0               | 0          | 0          | 0         | 0                            | 0                         | 0                                | 0                  | 0                 | 0.00%              |
| 4 - MUD 1  | 0               | 0               | 0          | 1          | 0         | 1                            | 0                         | 0                                | 1                  | 1                 | 100.00%            |
| 4 - MUD 3  | 1               | 0               | 1          | 0          | 0         | 0                            | 0                         | 1                                | 1                  | 1                 | 100.00%            |
| 5          | 1,277           | 170             | 1,447      | 15         | 0         | 48                           | 900                       | 514                              | 1,462              | 2,529             | 57.81%             |
| 6          | 677             | 153             | 830        | 12         | 0         | 21                           | 566                       | 255                              | 842                | 1,869             | 45.05%             |
| 7          | 940             | 157             | 1,097      | 10         | 0         | 21                           | 754                       | 332                              | 1,107              | 2,433             | 45.50%             |
| 8          | 2,012           | 339             | 2,351      | 17         | 0         | 39                           | 1,587                     | 742                              | 2,368              | 4,925             | 48.08%             |
| 9          | 167             | 18              | 185        | 1          | 0         | 0                            | 110                       | 76                               | 186                | 437               | 42.56%             |
| 10         | 696             | 53              | 749        | 5          | 0         | 14                           | 503                       | 237                              | 754                | 1,684             | 44.77%             |
| 11         | 845             | 259             | 1,104      | 13         | 0         | 33                           | 800                       | 284                              | 1,117              | 2,379             | 46.95%             |
| 12         | 7               | 0               | 7          | 0          | 0         | 0                            | 2                         | 5                                | 7                  | 8                 | 87.50%             |
| 12 - ECISD | 504             | 171             | 675        | 12         | 0         | 7                            | 462                       | 218                              | 687                | 1,499             | 45.83%             |
| 14         | 374             | 73              | 447        | 5          | 0         | 7                            | 289                       | 156                              | 452                | 989               | 45.70%             |
| 14 - ECISD | 8               | 0               | 8          | 0          | 0         | 0                            | 4                         | 4                                | 8                  | 8                 | 100.00%            |
| 15         | 706             | 363             | 1,069      | 14         | 0         | 13                           | 660                       | 410                              | 1,083              | 3,035             | 35.68%             |
| 16         | 970             | 112             | 1,082      | 7          | 0         | 14                           | 777                       | 298                              | 1,089              | 2,263             | 48.12%             |

**Canvass Results Report**

Election Day

Run Time 1:51 PM

Run Date 11/16/2022

**CHAMBERS COUNTY, TEXAS**

GENERAL ELECTION

11/8/2022

Page 16

**Official Results**

Registered Voters

15776 of 33248 = 47.45%

**Commissioner of Agriculture**

| Precinct      | Sid Miller, REP | Susan Hays, DEM | Cast Votes    | Undervotes | Overvotes | Absentee Voting Ballots Cast | Early Voting Ballots Cast | Election Day Voting Ballots Cast | Total Ballots Cast | Registered Voters | Turnout Percentage |
|---------------|-----------------|-----------------|---------------|------------|-----------|------------------------------|---------------------------|----------------------------------|--------------------|-------------------|--------------------|
| 17            | 252             | 59              | 311           | 2          | 0         | 0                            | 190                       | 123                              | 313                | 756               | 41.40%             |
| 18            | 988             | 131             | 1,119         | 9          | 0         | 19                           | 780                       | 329                              | 1,128              | 2,209             | 51.06%             |
| 18 - MUD      | 0               | 0               | 0             | 0          | 0         | 0                            | 0                         | 0                                | 0                  | 0                 | 0.00%              |
| 18 - MUD 2    | 1               | 0               | 1             | 0          | 0         | 0                            | 1                         | 0                                | 1                  | 2                 | 50.00%             |
| 18 - MUD 3    | 0               | 0               | 0             | 0          | 0         | 0                            | 0                         | 0                                | 0                  | 0                 | 0.00%              |
| <b>Totals</b> | <b>13,127</b>   | <b>2,505</b>    | <b>15,632</b> | <b>144</b> | <b>0</b>  | <b>301</b>                   | <b>10,493</b>             | <b>4,982</b>                     | <b>15,776</b>      | <b>33,248</b>     | <b>47.45%</b>      |



**Canvass Results Report**

**CHAMBERS COUNTY, TEXAS**

**Official Results**

Registered Voters  
15776 of 33248 = 47.45%

Election Day

GENERAL ELECTION

Run Time 1:51 PM

11/8/2022

Run Date 11/16/2022

Page 17

**Railroad Commissioner**

| Precinct   | Wayne Christian, REP | Luke Warford, DEM | Jaime Andres Diez, LIB | Hunter Wayne Crow, GRN | Cast Votes | Undervotes | Overvotes | Absentee Voting Ballots Cast | Early Voting Ballots Cast | Election Day Voting Ballots Cast | Total Ballots Cast | Registered Voters | Turnout Percentage |
|------------|----------------------|-------------------|------------------------|------------------------|------------|------------|-----------|------------------------------|---------------------------|----------------------------------|--------------------|-------------------|--------------------|
| 1          | 278                  | 32                | 5                      | 1                      | 316        | 7          | 0         | 13                           | 193                       | 117                              | 323                | 620               | 52.10%             |
| 2          | 249                  | 72                | 6                      | 4                      | 331        | 1          | 0         | 7                            | 187                       | 138                              | 332                | 817               | 40.64%             |
| 3          | 158                  | 59                | 4                      | 2                      | 223        | 4          | 0         | 10                           | 127                       | 90                               | 227                | 528               | 42.99%             |
| 4          | 1,990                | 230               | 43                     | 13                     | 2,276      | 12         | 0         | 34                           | 1,601                     | 653                              | 2,288              | 4,256             | 53.76%             |
| 4 - MUD    | 0                    | 0                 | 0                      | 0                      | 0          | 0          | 0         | 0                            | 0                         | 0                                | 0                  | 0                 | 0.00%              |
| 4 - MUD 1  | 0                    | 0                 | 0                      | 0                      | 0          | 1          | 0         | 1                            | 0                         | 0                                | 1                  | 1                 | 100.00%            |
| 4 - MUD 3  | 0                    | 1                 | 0                      | 0                      | 1          | 0          | 0         | 0                            | 0                         | 1                                | 1                  | 1                 | 100.00%            |
| 5          | 1,265                | 153               | 22                     | 7                      | 1,447      | 15         | 0         | 48                           | 900                       | 514                              | 1,462              | 2,529             | 57.81%             |
| 6          | 654                  | 145               | 15                     | 9                      | 823        | 19         | 0         | 21                           | 566                       | 255                              | 842                | 1,869             | 45.05%             |
| 7          | 933                  | 136               | 19                     | 5                      | 1,093      | 14         | 0         | 21                           | 754                       | 332                              | 1,107              | 2,433             | 45.50%             |
| 8          | 1,986                | 294               | 51                     | 17                     | 2,348      | 20         | 0         | 39                           | 1,587                     | 742                              | 2,368              | 4,925             | 48.08%             |
| 9          | 164                  | 14                | 3                      | 1                      | 182        | 4          | 0         | 0                            | 110                       | 76                               | 186                | 437               | 42.56%             |
| 10         | 691                  | 47                | 8                      | 4                      | 750        | 4          | 0         | 14                           | 503                       | 237                              | 754                | 1,684             | 44.77%             |
| 11         | 834                  | 236               | 26                     | 9                      | 1,105      | 12         | 0         | 33                           | 800                       | 284                              | 1,117              | 2,379             | 46.95%             |
| 12         | 7                    | 0                 | 0                      | 0                      | 7          | 0          | 0         | 0                            | 2                         | 5                                | 7                  | 8                 | 87.50%             |
| 12 - ECISD | 489                  | 158               | 11                     | 9                      | 667        | 20         | 0         | 7                            | 462                       | 218                              | 687                | 1,499             | 45.83%             |
| 14         | 372                  | 67                | 4                      | 2                      | 445        | 7          | 0         | 7                            | 289                       | 156                              | 452                | 989               | 45.70%             |
| 14 - ECISD | 8                    | 0                 | 0                      | 0                      | 8          | 0          | 0         | 0                            | 4                         | 4                                | 8                  | 8                 | 100.00%            |
| 15         | 696                  | 338               | 26                     | 10                     | 1,070      | 13         | 0         | 13                           | 660                       | 410                              | 1,083              | 3,035             | 35.68%             |
| 16         | 953                  | 105               | 16                     | 5                      | 1,079      | 10         | 0         | 14                           | 777                       | 298                              | 1,089              | 2,263             | 48.12%             |

**Canvass Results Report**

Election Day

Run Time 1:51 PM

Run Date 11/16/2022

**CHAMBERS COUNTY, TEXAS**

GENERAL ELECTION

11/8/2022

Page 18

**Official Results**

Registered Voters  
15776 of 33248 = 47.45%

**Railroad Commissioner**

| Precinct      | Wayne Christian, REP | Luke Warford, DEM | Jaime Andres Diez, LIB | Hunter Wayne Crow, GRN | Cast Votes    | Undervotes | Overvotes | Absentee Voting Ballots Cast | Early Voting Ballots Cast | Election Day Voting Ballots Cast | Total Ballots Cast | Registered Voters | Turnout Percentage |
|---------------|----------------------|-------------------|------------------------|------------------------|---------------|------------|-----------|------------------------------|---------------------------|----------------------------------|--------------------|-------------------|--------------------|
| 17            | 252                  | 52                | 8                      | 1                      | 313           | 0          | 0         | 0                            | 190                       | 123                              | 313                | 756               | 41.40%             |
| 18            | 973                  | 124               | 18                     | 6                      | 1,121         | 7          | 0         | 19                           | 780                       | 329                              | 1,128              | 2,209             | 51.06%             |
| 18 - MUD      | 0                    | 0                 | 0                      | 0                      | 0             | 0          | 0         | 0                            | 0                         | 0                                | 0                  | 0                 | 0.00%              |
| 18 - MUD 2    | 0                    | 1                 | 0                      | 0                      | 1             | 0          | 0         | 0                            | 1                         | 0                                | 1                  | 2                 | 50.00%             |
| 18 - MUD 3    | 0                    | 0                 | 0                      | 0                      | 0             | 0          | 0         | 0                            | 0                         | 0                                | 0                  | 0                 | 0.00%              |
| <b>Totals</b> | <b>12,952</b>        | <b>2,264</b>      | <b>285</b>             | <b>105</b>             | <b>15,606</b> | <b>170</b> | <b>0</b>  | <b>301</b>                   | <b>10,493</b>             | <b>4,982</b>                     | <b>15,776</b>      | <b>33,248</b>     | <b>47.45%</b>      |

**Canvass Results Report**

**CHAMBERS COUNTY, TEXAS**

**Official Results**

Registered Voters  
15776 of 33248 = 47.45%

Election Day

GENERAL ELECTION

Run Time 1:51 PM

11/8/2022

Run Date 11/16/2022

Page 19

**Justice, Supreme Court, Place 3**

| Precinct   | Debra Lehrmann, REP | Erin A. Nowell, DEM | Thomas Edward Oxford, LIB | Cast Votes | Undervotes | Overvotes | Absentee Voting Ballots Cast | Early Voting Ballots Cast | Election Day Voting Ballots Cast | Total Ballots Cast | Registered Voters | Turnout Percentage |
|------------|---------------------|---------------------|---------------------------|------------|------------|-----------|------------------------------|---------------------------|----------------------------------|--------------------|-------------------|--------------------|
| 1          | 277                 | 36                  | 3                         | 316        | 7          | 0         | 13                           | 193                       | 117                              | 323                | 620               | 52.10%             |
| 2          | 248                 | 76                  | 7                         | 331        | 1          | 0         | 7                            | 187                       | 138                              | 332                | 817               | 40.64%             |
| 3          | 160                 | 61                  | 4                         | 225        | 2          | 0         | 10                           | 127                       | 90                               | 227                | 528               | 42.99%             |
| 4          | 1,987               | 244                 | 45                        | 2,276      | 12         | 0         | 34                           | 1,601                     | 653                              | 2,288              | 4,256             | 53.76%             |
| 4 - MUD    | 0                   | 0                   | 0                         | 0          | 0          | 0         | 0                            | 0                         | 0                                | 0                  | 0                 | 0.00%              |
| 4 - MUD 1  | 0                   | 0                   | 0                         | 0          | 1          | 0         | 1                            | 0                         | 0                                | 1                  | 1                 | 100.00%            |
| 4 - MUD 3  | 0                   | 1                   | 0                         | 1          | 0          | 0         | 0                            | 0                         | 1                                | 1                  | 1                 | 100.00%            |
| 5          | 1,268               | 162                 | 22                        | 1,452      | 10         | 0         | 48                           | 900                       | 514                              | 1,462              | 2,529             | 57.81%             |
| 6          | 662                 | 149                 | 13                        | 824        | 18         | 0         | 21                           | 566                       | 255                              | 842                | 1,869             | 45.05%             |
| 7          | 926                 | 149                 | 15                        | 1,090      | 17         | 0         | 21                           | 754                       | 332                              | 1,107              | 2,433             | 45.50%             |
| 8          | 1,997               | 309                 | 49                        | 2,355      | 13         | 0         | 39                           | 1,587                     | 742                              | 2,368              | 4,925             | 48.08%             |
| 9          | 168                 | 14                  | 3                         | 185        | 1          | 0         | 0                            | 110                       | 76                               | 186                | 437               | 42.56%             |
| 10         | 687                 | 51                  | 13                        | 751        | 3          | 0         | 14                           | 503                       | 237                              | 754                | 1,684             | 44.77%             |
| 11         | 844                 | 238                 | 21                        | 1,103      | 14         | 0         | 33                           | 800                       | 284                              | 1,117              | 2,379             | 46.95%             |
| 12         | 7                   | 0                   | 0                         | 7          | 0          | 0         | 0                            | 2                         | 5                                | 7                  | 8                 | 87.50%             |
| 12 - ECISD | 494                 | 159                 | 11                        | 664        | 23         | 0         | 7                            | 462                       | 218                              | 687                | 1,499             | 45.83%             |
| 14         | 373                 | 67                  | 3                         | 443        | 9          | 0         | 7                            | 289                       | 156                              | 452                | 989               | 45.70%             |
| 14 - ECISD | 8                   | 0                   | 0                         | 8          | 0          | 0         | 0                            | 4                         | 4                                | 8                  | 8                 | 100.00%            |
| 15         | 703                 | 355                 | 15                        | 1,073      | 10         | 0         | 13                           | 660                       | 410                              | 1,083              | 3,035             | 35.68%             |
| 16         | 953                 | 109                 | 23                        | 1,085      | 4          | 0         | 14                           | 777                       | 298                              | 1,089              | 2,263             | 48.12%             |

**Canvass Results Report**

Election Day

Run Time 1:51 PM

Run Date 11/16/2022

**CHAMBERS COUNTY, TEXAS**

GENERAL ELECTION

11/8/2022

Page 20

**Official Results**

Registered Voters  
15776 of 33248 = 47.45%

**Justice, Supreme Court, Place 3**

| Precinct      | Debra Lehrmann, REP | Erin A. Nowell, DEM | Thomas Edward Oxford, LIB | Cast Votes    | Undervotes | Overvotes | Absentee Voting Ballots Cast | Early Voting Ballots Cast | Election Day Voting Ballots Cast | Total Ballots Cast | Registered Voters | Turnout Percentage |
|---------------|---------------------|---------------------|---------------------------|---------------|------------|-----------|------------------------------|---------------------------|----------------------------------|--------------------|-------------------|--------------------|
| 17            | 250                 | 56                  | 4                         | 310           | 3          | 0         | 0                            | 190                       | 123                              | 313                | 756               | 41.40%             |
| 18            | 975                 | 138                 | 11                        | 1,124         | 4          | 0         | 19                           | 780                       | 329                              | 1,128              | 2,209             | 51.06%             |
| 18 - MUD      | 0                   | 0                   | 0                         | 0             | 0          | 0         | 0                            | 0                         | 0                                | 0                  | 0                 | 0.00%              |
| 18 - MUD 2    | 0                   | 1                   | 0                         | 1             | 0          | 0         | 0                            | 1                         | 0                                | 1                  | 2                 | 50.00%             |
| 18 - MUD 3    | 0                   | 0                   | 0                         | 0             | 0          | 0         | 0                            | 0                         | 0                                | 0                  | 0                 | 0.00%              |
| <b>Totals</b> | <b>12,987</b>       | <b>2,375</b>        | <b>262</b>                | <b>15,624</b> | <b>152</b> | <b>0</b>  | <b>301</b>                   | <b>10,493</b>             | <b>4,982</b>                     | <b>15,776</b>      | <b>33,248</b>     | <b>47.45%</b>      |

Canvass Results Report

CHAMBERS COUNTY, TEXAS

Official Results

Registered Voters  
15776 of 33248 = 47.45%

Election Day

GENERAL ELECTION

Run Time 1:51 PM

11/8/2022

Run Date 11/16/2022

Page 21

Justice, Supreme Court, Place 5

| Precinct   | Rebeca Huddle, REP | Amanda Reichek, DEM | Cast Votes | Undervotes | Overvotes | Absentee Voting Ballots Cast | Early Voting Ballots Cast | Election Day Voting Ballots Cast | Total Ballots Cast | Registered Voters | Turnout Percentage |
|------------|--------------------|---------------------|------------|------------|-----------|------------------------------|---------------------------|----------------------------------|--------------------|-------------------|--------------------|
| 1          | 280                | 37                  | 317        | 6          | 0         | 13                           | 193                       | 117                              | 323                | 620               | 52.10%             |
| 2          | 248                | 80                  | 328        | 4          | 0         | 7                            | 187                       | 138                              | 332                | 817               | 40.64%             |
| 3          | 167                | 59                  | 226        | 1          | 0         | 10                           | 127                       | 90                               | 227                | 528               | 42.99%             |
| 4          | 2,015              | 258                 | 2,273      | 15         | 0         | 34                           | 1,601                     | 653                              | 2,288              | 4,256             | 53.76%             |
| 4 - MUD    | 0                  | 0                   | 0          | 0          | 0         | 0                            | 0                         | 0                                | 0                  | 0                 | 0.00%              |
| 4 - MUD 1  | 0                  | 0                   | 0          | 1          | 0         | 1                            | 0                         | 0                                | 1                  | 1                 | 100.00%            |
| 4 - MUD 3  | 0                  | 1                   | 1          | 0          | 0         | 0                            | 0                         | 1                                | 1                  | 1                 | 100.00%            |
| 5          | 1,281              | 167                 | 1,448      | 14         | 0         | 48                           | 900                       | 514                              | 1,462              | 2,529             | 57.81%             |
| 6          | 669                | 150                 | 819        | 23         | 0         | 21                           | 566                       | 255                              | 842                | 1,869             | 45.05%             |
| 7          | 938                | 154                 | 1,092      | 15         | 0         | 21                           | 754                       | 332                              | 1,107              | 2,433             | 45.50%             |
| 8          | 2,022              | 328                 | 2,350      | 18         | 0         | 39                           | 1,587                     | 742                              | 2,368              | 4,925             | 48.08%             |
| 9          | 166                | 17                  | 183        | 3          | 0         | 0                            | 110                       | 76                               | 186                | 437               | 42.56%             |
| 10         | 697                | 53                  | 750        | 4          | 0         | 14                           | 503                       | 237                              | 754                | 1,684             | 44.77%             |
| 11         | 854                | 252                 | 1,106      | 11         | 0         | 33                           | 800                       | 284                              | 1,117              | 2,379             | 46.95%             |
| 12         | 7                  | 0                   | 7          | 0          | 0         | 0                            | 2                         | 5                                | 7                  | 8                 | 87.50%             |
| 12 - ECISD | 501                | 162                 | 663        | 24         | 0         | 7                            | 462                       | 218                              | 687                | 1,499             | 45.83%             |
| 14         | 376                | 69                  | 445        | 7          | 0         | 7                            | 289                       | 156                              | 452                | 989               | 45.70%             |
| 14 - ECISD | 8                  | 0                   | 8          | 0          | 0         | 0                            | 4                         | 4                                | 8                  | 8                 | 100.00%            |
| 15         | 704                | 365                 | 1,069      | 14         | 0         | 13                           | 660                       | 410                              | 1,083              | 3,035             | 35.68%             |
| 16         | 965                | 119                 | 1,084      | 5          | 0         | 14                           | 777                       | 298                              | 1,089              | 2,263             | 48.12%             |

**Canvass Results Report**

Election Day

Run Time 1:51 PM

Run Date 11/16/2022

**CHAMBERS COUNTY, TEXAS**

GENERAL ELECTION

11/8/2022

Page 22

**Official Results**

Registered Voters

15776 of 33248 = 47.45%

**Justice, Supreme Court, Place 5**

| Precinct      | Rebeca Huddle, REP | Amanda Reichel, DEM | Cast Votes    | Undervotes | Overvotes | Absentee Voting Ballots Cast | Early Voting Ballots Cast | Election Day Voting Ballots Cast | Total Ballots Cast | Registered Voters | Turnout Percentage |
|---------------|--------------------|---------------------|---------------|------------|-----------|------------------------------|---------------------------|----------------------------------|--------------------|-------------------|--------------------|
| 17            | 251                | 61                  | 312           | 1          | 0         | 0                            | 190                       | 123                              | 313                | 756               | 41.40%             |
| 18            | 977                | 145                 | 1,122         | 6          | 0         | 19                           | 780                       | 329                              | 1,128              | 2,209             | 51.06%             |
| 18 - MUD      | 0                  | 0                   | 0             | 0          | 0         | 0                            | 0                         | 0                                | 0                  | 0                 | 0.00%              |
| 18 - MUD 2    | 0                  | 1                   | 1             | 0          | 0         | 0                            | 1                         | 0                                | 1                  | 2                 | 50.00%             |
| 18 - MUD 3    | 0                  | 0                   | 0             | 0          | 0         | 0                            | 0                         | 0                                | 0                  | 0                 | 0.00%              |
| <b>Totals</b> | <b>13,126</b>      | <b>2,478</b>        | <b>15,604</b> | <b>172</b> | <b>0</b>  | <b>301</b>                   | <b>10,493</b>             | <b>4,982</b>                     | <b>15,776</b>      | <b>33,248</b>     | <b>47.45%</b>      |

Canvass Results Report

CHAMBERS COUNTY, TEXAS

Official Results

Registered Voters  
15776 of 33248 = 47.45%

Election Day

GENERAL ELECTION

Run Time 1:51 PM

11/8/2022

Run Date 11/16/2022

Page 23

Justice, Supreme Court, Place 9

| Precinct   | Evan Young, REP | Julia Maldonado, DEM | Cast Votes | Undervotes | Overvotes | Absentee Voting Ballots Cast | Early Voting Ballots Cast | Election Day Voting Ballots Cast | Total Ballots Cast | Registered Voters | Turnout Percentage |
|------------|-----------------|----------------------|------------|------------|-----------|------------------------------|---------------------------|----------------------------------|--------------------|-------------------|--------------------|
| 1          | 275             | 41                   | 316        | 7          | 0         | 13                           | 193                       | 117                              | 323                | 620               | 52.10%             |
| 2          | 250             | 75                   | 325        | 7          | 0         | 7                            | 187                       | 138                              | 332                | 817               | 40.64%             |
| 3          | 163             | 64                   | 227        | 0          | 0         | 10                           | 127                       | 90                               | 227                | 528               | 42.99%             |
| 4          | 2,006           | 262                  | 2,268      | 20         | 0         | 34                           | 1,601                     | 653                              | 2,288              | 4,256             | 53.76%             |
| 4 - MUD    | 0               | 0                    | 0          | 0          | 0         | 0                            | 0                         | 0                                | 0                  | 0                 | 0.00%              |
| 4 - MUD 1  | 0               | 0                    | 0          | 1          | 0         | 1                            | 0                         | 0                                | 1                  | 1                 | 100.00%            |
| 4 - MUD 3  | 0               | 1                    | 1          | 0          | 0         | 0                            | 0                         | 1                                | 1                  | 1                 | 100.00%            |
| 5          | 1,289           | 163                  | 1,452      | 10         | 0         | 48                           | 900                       | 514                              | 1,462              | 2,529             | 57.81%             |
| 6          | 670             | 153                  | 823        | 19         | 0         | 21                           | 566                       | 255                              | 842                | 1,869             | 45.05%             |
| 7          | 932             | 157                  | 1,089      | 18         | 0         | 21                           | 754                       | 332                              | 1,107              | 2,433             | 45.50%             |
| 8          | 2,012           | 336                  | 2,348      | 20         | 0         | 39                           | 1,587                     | 742                              | 2,368              | 4,925             | 48.08%             |
| 9          | 167             | 16                   | 183        | 3          | 0         | 0                            | 110                       | 76                               | 186                | 437               | 42.56%             |
| 10         | 694             | 53                   | 747        | 7          | 0         | 14                           | 503                       | 237                              | 754                | 1,684             | 44.77%             |
| 11         | 845             | 261                  | 1,106      | 11         | 0         | 33                           | 800                       | 284                              | 1,117              | 2,379             | 46.95%             |
| 12         | 7               | 0                    | 7          | 0          | 0         | 0                            | 2                         | 5                                | 7                  | 8                 | 87.50%             |
| 12 - ECISD | 500             | 164                  | 664        | 23         | 0         | 7                            | 462                       | 218                              | 687                | 1,499             | 45.83%             |
| 14         | 373             | 70                   | 443        | 9          | 0         | 7                            | 289                       | 156                              | 452                | 989               | 45.70%             |
| 14 - ECISD | 8               | 0                    | 8          | 0          | 0         | 0                            | 4                         | 4                                | 8                  | 8                 | 100.00%            |
| 15         | 700             | 370                  | 1,070      | 13         | 0         | 13                           | 660                       | 410                              | 1,083              | 3,035             | 35.68%             |
| 16         | 960             | 124                  | 1,084      | 5          | 0         | 14                           | 777                       | 298                              | 1,089              | 2,263             | 48.12%             |

**Canvass Results Report**

Election Day

Run Time 1:51 PM

Run Date 11/16/2022

**CHAMBERS COUNTY, TEXAS**

GENERAL ELECTION

11/8/2022

Page 24

**Official Results**

Registered Voters

15776 of 33248 = 47.45%

**Justice, Supreme Court, Place 9**

| Precinct      | Evan Young, REP | Julia Maldonado, DEM | Cast Votes    | Undervotes | Overvotes | Absentee Voting Ballots Cast | Early Voting Ballots Cast | Election Day Voting Ballots Cast | Total Ballots Cast | Registered Voters | Turnout Percentage |
|---------------|-----------------|----------------------|---------------|------------|-----------|------------------------------|---------------------------|----------------------------------|--------------------|-------------------|--------------------|
| 17            | 248             | 61                   | 309           | 4          | 0         | 0                            | 190                       | 123                              | 313                | 756               | 41.40%             |
| 18            | 978             | 143                  | 1,121         | 7          | 0         | 19                           | 780                       | 329                              | 1,128              | 2,209             | 51.06%             |
| 18 - MUD      | 0               | 0                    | 0             | 0          | 0         | 0                            | 0                         | 0                                | 0                  | 0                 | 0.00%              |
| 18 - MUD 2    | 0               | 1                    | 1             | 0          | 0         | 0                            | 1                         | 0                                | 1                  | 2                 | 50.00%             |
| 18 - MUD 3    | 0               | 0                    | 0             | 0          | 0         | 0                            | 0                         | 0                                | 0                  | 0                 | 0.00%              |
| <b>Totals</b> | <b>13,077</b>   | <b>2,515</b>         | <b>15,592</b> | <b>184</b> | <b>0</b>  | <b>301</b>                   | <b>10,493</b>             | <b>4,982</b>                     | <b>15,776</b>      | <b>33,248</b>     | <b>47.45%</b>      |



Canvass Results Report

CHAMBERS COUNTY, TEXAS

Official Results

Registered Voters  
15776 of 33248 = 47.45%

Election Day

GENERAL ELECTION

Run Time 1:51 PM

11/8/2022

Run Date 11/16/2022

Page 25

Judge, Court of Criminal Appeals, Place 5

| Precinct   | Scott Walker, REP | Dana Huffman, DEM | Cast Votes | Undervotes | Overvotes | Absentee Voting Ballots Cast | Early Voting Ballots Cast | Election Day Voting Ballots Cast | Total Ballots Cast | Registered Voters | Turnout Percentage |
|------------|-------------------|-------------------|------------|------------|-----------|------------------------------|---------------------------|----------------------------------|--------------------|-------------------|--------------------|
| 1          | 278               | 39                | 317        | 6          | 0         | 13                           | 193                       | 117                              | 323                | 620               | 52.10%             |
| 2          | 252               | 76                | 328        | 4          | 0         | 7                            | 187                       | 138                              | 332                | 817               | 40.64%             |
| 3          | 164               | 62                | 226        | 1          | 0         | 10                           | 127                       | 90                               | 227                | 528               | 42.99%             |
| 4          | 2,019             | 252               | 2,271      | 17         | 0         | 34                           | 1,601                     | 653                              | 2,288              | 4,256             | 53.76%             |
| 4 - MUD    | 0                 | 0                 | 0          | 0          | 0         | 0                            | 0                         | 0                                | 0                  | 0                 | 0.00%              |
| 4 - MUD 1  | 0                 | 0                 | 0          | 1          | 0         | 1                            | 0                         | 0                                | 1                  | 1                 | 100.00%            |
| 4 - MUD 3  | 0                 | 1                 | 1          | 0          | 0         | 0                            | 0                         | 1                                | 1                  | 1                 | 100.00%            |
| 5          | 1,289             | 162               | 1,451      | 11         | 0         | 48                           | 900                       | 514                              | 1,462              | 2,529             | 57.81%             |
| 6          | 668               | 154               | 822        | 20         | 0         | 21                           | 566                       | 255                              | 842                | 1,869             | 45.05%             |
| 7          | 937               | 150               | 1,087      | 20         | 0         | 21                           | 754                       | 332                              | 1,107              | 2,433             | 45.50%             |
| 8          | 2,022             | 327               | 2,349      | 19         | 0         | 39                           | 1,587                     | 742                              | 2,368              | 4,925             | 48.08%             |
| 9          | 168               | 16                | 184        | 2          | 0         | 0                            | 110                       | 76                               | 186                | 437               | 42.56%             |
| 10         | 697               | 50                | 747        | 7          | 0         | 14                           | 503                       | 237                              | 754                | 1,684             | 44.77%             |
| 11         | 854               | 253               | 1,107      | 10         | 0         | 33                           | 800                       | 284                              | 1,117              | 2,379             | 46.95%             |
| 12         | 7                 | 0                 | 7          | 0          | 0         | 0                            | 2                         | 5                                | 7                  | 8                 | 87.50%             |
| 12 - ECISD | 503               | 163               | 666        | 21         | 0         | 7                            | 462                       | 218                              | 687                | 1,499             | 45.83%             |
| 14         | 377               | 67                | 444        | 8          | 0         | 7                            | 289                       | 156                              | 452                | 989               | 45.70%             |
| 14 - ECISD | 8                 | 0                 | 8          | 0          | 0         | 0                            | 4                         | 4                                | 8                  | 8                 | 100.00%            |
| 15         | 708               | 359               | 1,067      | 16         | 0         | 13                           | 660                       | 410                              | 1,083              | 3,035             | 35.68%             |
| 16         | 969               | 113               | 1,082      | 7          | 0         | 14                           | 777                       | 298                              | 1,089              | 2,263             | 48.12%             |

# Canvass Results Report

Election Day

Run Time 1:51 PM

Run Date 11/16/2022

## CHAMBERS COUNTY, TEXAS

GENERAL ELECTION

11/8/2022

Page 26

### Official Results

Registered Voters  
15776 of 33248 = 47.45%

### Judge, Court of Criminal Appeals, Place 5

| Precinct      | Scott Walker, REP | Dana Huffman, DEM | Cast Votes    | Undervotes | Overvotes | Absentee Voting Ballots Cast | Early Voting Ballots Cast | Election Day Voting Ballots Cast | Total Ballots Cast | Registered Voters | Turnout Percentage |
|---------------|-------------------|-------------------|---------------|------------|-----------|------------------------------|---------------------------|----------------------------------|--------------------|-------------------|--------------------|
| 17            | 254               | 57                | 311           | 2          | 0         | 0                            | 190                       | 123                              | 313                | 756               | 41.40%             |
| 18            | 979               | 141               | 1,120         | 8          | 0         | 19                           | 780                       | 329                              | 1,128              | 2,209             | 51.06%             |
| 18 - MUD      | 0                 | 0                 | 0             | 0          | 0         | 0                            | 0                         | 0                                | 0                  | 0                 | 0.00%              |
| 18 - MUD 2    | 0                 | 1                 | 1             | 0          | 0         | 0                            | 1                         | 0                                | 1                  | 2                 | 50.00%             |
| 18 - MUD 3    | 0                 | 0                 | 0             | 0          | 0         | 0                            | 0                         | 0                                | 0                  | 0                 | 0.00%              |
| <b>Totals</b> | <b>13,153</b>     | <b>2,443</b>      | <b>15,596</b> | <b>180</b> | <b>0</b>  | <b>301</b>                   | <b>10,493</b>             | <b>4,982</b>                     | <b>15,776</b>      | <b>33,248</b>     | <b>47.45%</b>      |

Canvass Results Report

CHAMBERS COUNTY, TEXAS

Official Results

Registered Voters  
15776 of 33248 = 47.45%

Election Day

GENERAL ELECTION

Run Time 1:51 PM

11/8/2022

Run Date 11/16/2022

Page 27

Judge, Court of Criminal Appeals, Place 6

| Precinct   | Jesse F. McClure III, REP | Robert Johnson, DEM | Cast Votes | Undervotes | Overvotes | Absentee Voting Ballots Cast | Early Voting Ballots Cast | Election Day Voting Ballots Cast | Total Ballots Cast | Registered Voters | Turnout Percentage |
|------------|---------------------------|---------------------|------------|------------|-----------|------------------------------|---------------------------|----------------------------------|--------------------|-------------------|--------------------|
| 1          | 280                       | 37                  | 317        | 6          | 0         | 13                           | 193                       | 117                              | 323                | 620               | 52.10%             |
| 2          | 249                       | 76                  | 325        | 7          | 0         | 7                            | 187                       | 138                              | 332                | 817               | 40.64%             |
| 3          | 162                       | 62                  | 224        | 3          | 0         | 10                           | 127                       | 90                               | 227                | 528               | 42.99%             |
| 4          | 2,025                     | 247                 | 2,272      | 16         | 0         | 34                           | 1,601                     | 653                              | 2,288              | 4,256             | 53.76%             |
| 4 - MUD    | 0                         | 0                   | 0          | 0          | 0         | 0                            | 0                         | 0                                | 0                  | 0                 | 0.00%              |
| 4 - MUD 1  | 0                         | 0                   | 0          | 1          | 0         | 1                            | 0                         | 0                                | 1                  | 1                 | 100.00%            |
| 4 - MUD 3  | 0                         | 1                   | 1          | 0          | 0         | 0                            | 0                         | 1                                | 1                  | 1                 | 100.00%            |
| 5          | 1,278                     | 163                 | 1,441      | 21         | 0         | 48                           | 900                       | 514                              | 1,462              | 2,529             | 57.81%             |
| 6          | 667                       | 151                 | 818        | 24         | 0         | 21                           | 566                       | 255                              | 842                | 1,869             | 45.05%             |
| 7          | 932                       | 153                 | 1,085      | 22         | 0         | 21                           | 754                       | 332                              | 1,107              | 2,433             | 45.50%             |
| 8          | 2,025                     | 321                 | 2,346      | 22         | 0         | 39                           | 1,587                     | 742                              | 2,368              | 4,925             | 48.08%             |
| 9          | 167                       | 16                  | 183        | 3          | 0         | 0                            | 110                       | 76                               | 186                | 437               | 42.56%             |
| 10         | 697                       | 54                  | 751        | 3          | 0         | 14                           | 503                       | 237                              | 754                | 1,684             | 44.77%             |
| 11         | 856                       | 248                 | 1,104      | 13         | 0         | 33                           | 800                       | 284                              | 1,117              | 2,379             | 46.95%             |
| 12         | 7                         | 0                   | 7          | 0          | 0         | 0                            | 2                         | 5                                | 7                  | 8                 | 87.50%             |
| 12 - ECISD | 499                       | 163                 | 662        | 25         | 0         | 7                            | 462                       | 218                              | 687                | 1,499             | 45.83%             |
| 14         | 378                       | 66                  | 444        | 8          | 0         | 7                            | 289                       | 156                              | 452                | 989               | 45.70%             |
| 14 - ECISD | 8                         | 0                   | 8          | 0          | 0         | 0                            | 4                         | 4                                | 8                  | 8                 | 100.00%            |
| 15         | 711                       | 357                 | 1,068      | 15         | 0         | 13                           | 660                       | 410                              | 1,083              | 3,035             | 35.68%             |
| 16         | 967                       | 116                 | 1,083      | 6          | 0         | 14                           | 777                       | 298                              | 1,089              | 2,263             | 48.12%             |

**Canvass Results Report**

Election Day

Run Time 1:51 PM

Run Date 11/16/2022

**CHAMBERS COUNTY, TEXAS**

GENERAL ELECTION

11/8/2022

Page 28

**Official Results**

Registered Voters  
15776 of 33248 = 47.45%

**Judge, Court of Criminal Appeals, Place 6**

| Precinct      | Jesse F. McClure III, REP | Robert Johnson, DEM | Cast Votes    | Undervotes | Overvotes | Absentee Voting Ballots Cast | Early Voting Ballots Cast | Election Day Voting Ballots Cast | Total Ballots Cast | Registered Voters | Turnout Percentage |
|---------------|---------------------------|---------------------|---------------|------------|-----------|------------------------------|---------------------------|----------------------------------|--------------------|-------------------|--------------------|
| 17            | 258                       | 54                  | 312           | 1          | 0         | 0                            | 190                       | 123                              | 313                | 756               | 41.40%             |
| 18            | 985                       | 136                 | 1,121         | 7          | 0         | 19                           | 780                       | 329                              | 1,128              | 2,209             | 51.06%             |
| 18 - MUD      | 0                         | 0                   | 0             | 0          | 0         | 0                            | 0                         | 0                                | 0                  | 0                 | 0.00%              |
| 18 - MUD 2    | 1                         | 0                   | 1             | 0          | 0         | 0                            | 1                         | 0                                | 1                  | 2                 | 50.00%             |
| 18 - MUD 3    | 0                         | 0                   | 0             | 0          | 0         | 0                            | 0                         | 0                                | 0                  | 0                 | 0.00%              |
| <b>Totals</b> | <b>13,152</b>             | <b>2,421</b>        | <b>15,573</b> | <b>203</b> | <b>0</b>  | <b>301</b>                   | <b>10,493</b>             | <b>4,982</b>                     | <b>15,776</b>      | <b>33,248</b>     | <b>47.45%</b>      |

**Canvass Results Report**

**CHAMBERS COUNTY, TEXAS**

**Official Results**

Registered Voters  
15776 of 33248 = 47.45%

Election Day

GENERAL ELECTION

Run Time 1:51 PM

11/8/2022

Run Date 11/16/2022

Page 29

**Member, State Board of Education, District No. 7**

| Precinct   | Julie Pickren, REP | Dan Hochman, DEM | Alan Pyeatt, LIB | Cast Votes | Undervotes | Overvotes | Absentee Voting Ballots Cast | Early Voting Ballots Cast | Election Day Voting Ballots Cast | Total Ballots Cast | Registered Voters | Turnout Percentage |
|------------|--------------------|------------------|------------------|------------|------------|-----------|------------------------------|---------------------------|----------------------------------|--------------------|-------------------|--------------------|
| 1          | 278                | 35               | 6                | 319        | 4          | 0         | 13                           | 193                       | 117                              | 323                | 620               | 52.10%             |
| 2          | 248                | 76               | 5                | 329        | 3          | 0         | 7                            | 187                       | 138                              | 332                | 817               | 40.64%             |
| 3          | 161                | 61               | 4                | 226        | 1          | 0         | 10                           | 127                       | 90                               | 227                | 528               | 42.99%             |
| 4          | 1,973              | 252              | 48               | 2,273      | 15         | 0         | 34                           | 1,601                     | 653                              | 2,288              | 4,256             | 53.76%             |
| 4 - MUD    | 0                  | 0                | 0                | 0          | 0          | 0         | 0                            | 0                         | 0                                | 0                  | 0                 | 0.00%              |
| 4 - MUD 1  | 0                  | 0                | 0                | 0          | 1          | 0         | 1                            | 0                         | 0                                | 1                  | 1                 | 100.00%            |
| 4 - MUD 3  | 0                  | 1                | 0                | 1          | 0          | 0         | 0                            | 0                         | 1                                | 1                  | 1                 | 100.00%            |
| 5          | 1,259              | 160              | 27               | 1,446      | 16         | 0         | 48                           | 900                       | 514                              | 1,462              | 2,529             | 57.81%             |
| 6          | 656                | 150              | 16               | 822        | 20         | 0         | 21                           | 566                       | 255                              | 842                | 1,869             | 45.05%             |
| 7          | 924                | 141              | 21               | 1,086      | 21         | 0         | 21                           | 754                       | 332                              | 1,107              | 2,433             | 45.50%             |
| 8          | 1,980              | 304              | 63               | 2,347      | 21         | 0         | 39                           | 1,587                     | 742                              | 2,368              | 4,925             | 48.08%             |
| 9          | 165                | 15               | 3                | 183        | 3          | 0         | 0                            | 110                       | 76                               | 186                | 437               | 42.56%             |
| 10         | 686                | 50               | 12               | 748        | 6          | 0         | 14                           | 503                       | 237                              | 754                | 1,684             | 44.77%             |
| 11         | 834                | 241              | 28               | 1,103      | 14         | 0         | 33                           | 800                       | 284                              | 1,117              | 2,379             | 46.95%             |
| 12         | 7                  | 0                | 0                | 7          | 0          | 0         | 0                            | 2                         | 5                                | 7                  | 8                 | 87.50%             |
| 12 - ECISD | 496                | 159              | 10               | 665        | 22         | 0         | 7                            | 462                       | 218                              | 687                | 1,499             | 45.83%             |
| 14         | 369                | 69               | 4                | 442        | 10         | 0         | 7                            | 289                       | 156                              | 452                | 989               | 45.70%             |
| 14 - ECISD | 8                  | 0                | 0                | 8          | 0          | 0         | 0                            | 4                         | 4                                | 8                  | 8                 | 100.00%            |
| 15         | 695                | 347              | 25               | 1,067      | 16         | 0         | 13                           | 660                       | 410                              | 1,083              | 3,035             | 35.68%             |
| 16         | 954                | 111              | 19               | 1,084      | 5          | 0         | 14                           | 777                       | 298                              | 1,089              | 2,263             | 48.12%             |

**Canvass Results Report**

Election Day

Run Time 1:51 PM

Run Date 11/16/2022

**CHAMBERS COUNTY, TEXAS**

GENERAL ELECTION

11/8/2022

Page 30

**Official Results**

Registered Voters

15776 of 33248 = 47.45%

**Member, State Board of Education, District No. 7**

| Precinct      | Julie Pickren, REP | Dan Hochman, DEM | Alan Pyeatt, LIB | Cast Votes    | Undervotes | Overvotes | Absentee Voting Ballots Cast | Early Voting Ballots Cast | Election Day Voting Ballots Cast | Total Ballots Cast | Registered Voters | Turnout Percentage |
|---------------|--------------------|------------------|------------------|---------------|------------|-----------|------------------------------|---------------------------|----------------------------------|--------------------|-------------------|--------------------|
| 17            | 245                | 56               | 9                | 310           | 3          | 0         | 0                            | 190                       | 123                              | 313                | 756               | 41.40%             |
| 18            | 970                | 137              | 15               | 1,122         | 6          | 0         | 19                           | 780                       | 329                              | 1,128              | 2,209             | 51.06%             |
| 18 - MUD      | 0                  | 0                | 0                | 0             | 0          | 0         | 0                            | 0                         | 0                                | 0                  | 0                 | 0.00%              |
| 18 - MUD 2    | 0                  | 1                | 0                | 1             | 0          | 0         | 0                            | 1                         | 0                                | 1                  | 2                 | 50.00%             |
| 18 - MUD 3    | 0                  | 0                | 0                | 0             | 0          | 0         | 0                            | 0                         | 0                                | 0                  | 0                 | 0.00%              |
| <b>Totals</b> | <b>12,908</b>      | <b>2,366</b>     | <b>315</b>       | <b>15,589</b> | <b>187</b> | <b>0</b>  | <b>301</b>                   | <b>10,493</b>             | <b>4,982</b>                     | <b>15,776</b>      | <b>33,248</b>     | <b>47.45%</b>      |

Canvass Results Report

CHAMBERS COUNTY, TEXAS

Official Results

Registered Voters  
15776 of 33248 = 47.45%

Election Day

GENERAL ELECTION

Run Time 1:51 PM

11/8/2022

Run Date 11/16/2022

Page 31

State Senator, District No. 4

| Precinct   | Brandon Creighton, REP | Misty Bishop, DEM | Cast Votes | Undervotes | Overvotes | Absentee Voting Ballots Cast | Early Voting Ballots Cast | Election Day Voting Ballots Cast | Total Ballots Cast | Registered Voters | Turnout Percentage |
|------------|------------------------|-------------------|------------|------------|-----------|------------------------------|---------------------------|----------------------------------|--------------------|-------------------|--------------------|
| 1          | 280                    | 38                | 318        | 5          | 0         | 13                           | 193                       | 117                              | 323                | 620               | 52.10%             |
| 2          | 249                    | 80                | 329        | 3          | 0         | 7                            | 187                       | 138                              | 332                | 817               | 40.64%             |
| 3          | 167                    | 59                | 226        | 1          | 0         | 10                           | 127                       | 90                               | 227                | 528               | 42.99%             |
| 4          | 2,018                  | 252               | 2,270      | 18         | 0         | 34                           | 1,601                     | 653                              | 2,288              | 4,256             | 53.76%             |
| 4 - MUD    | 0                      | 0                 | 0          | 0          | 0         | 0                            | 0                         | 0                                | 0                  | 0                 | 0.00%              |
| 4 - MUD 1  | 0                      | 0                 | 0          | 1          | 0         | 1                            | 0                         | 0                                | 1                  | 1                 | 100.00%            |
| 4 - MUD 3  | 0                      | 1                 | 1          | 0          | 0         | 0                            | 0                         | 1                                | 1                  | 1                 | 100.00%            |
| 5          | 1,286                  | 167               | 1,453      | 9          | 0         | 48                           | 900                       | 514                              | 1,462              | 2,529             | 57.81%             |
| 6          | 679                    | 149               | 828        | 14         | 0         | 21                           | 566                       | 255                              | 842                | 1,869             | 45.05%             |
| 7          | 938                    | 151               | 1,089      | 18         | 0         | 21                           | 754                       | 332                              | 1,107              | 2,433             | 45.50%             |
| 8          | 2,017                  | 332               | 2,349      | 19         | 0         | 39                           | 1,587                     | 742                              | 2,368              | 4,925             | 48.08%             |
| 9          | 165                    | 17                | 182        | 4          | 0         | 0                            | 110                       | 76                               | 186                | 437               | 42.56%             |
| 10         | 693                    | 57                | 750        | 4          | 0         | 14                           | 503                       | 237                              | 754                | 1,684             | 44.77%             |
| 11         | 855                    | 253               | 1,108      | 9          | 0         | 33                           | 800                       | 284                              | 1,117              | 2,379             | 46.95%             |
| 12         | 7                      | 0                 | 7          | 0          | 0         | 0                            | 2                         | 5                                | 7                  | 8                 | 87.50%             |
| 12 - ECISD | 501                    | 165               | 666        | 21         | 0         | 7                            | 462                       | 218                              | 687                | 1,499             | 45.83%             |
| 14         | 377                    | 70                | 447        | 5          | 0         | 7                            | 289                       | 156                              | 452                | 989               | 45.70%             |
| 14 - ECISD | 8                      | 0                 | 8          | 0          | 0         | 0                            | 4                         | 4                                | 8                  | 8                 | 100.00%            |
| 15         | 706                    | 367               | 1,073      | 10         | 0         | 13                           | 660                       | 410                              | 1,083              | 3,035             | 35.68%             |
| 16         | 962                    | 120               | 1,082      | 7          | 0         | 14                           | 777                       | 298                              | 1,089              | 2,263             | 48.12%             |

**Canvass Results Report**

Election Day

Run Time 1:51 PM

Run Date 11/16/2022

**CHAMBERS COUNTY, TEXAS**

GENERAL ELECTION

11/8/2022

Page 32

**Official Results**

Registered Voters  
15776 of 33248 = 47.45%

**State Senator, District No. 4**

| Precinct      | Brandon Creighton, REP | Misty Bishop, DEM | Cast Votes    | Undervotes | Overvotes | Absentee Voting Ballots Cast | Early Voting Ballots Cast | Election Day Voting Ballots Cast | Total Ballots Cast | Registered Voters | Turnout Percentage |
|---------------|------------------------|-------------------|---------------|------------|-----------|------------------------------|---------------------------|----------------------------------|--------------------|-------------------|--------------------|
| 17            | 255                    | 55                | 310           | 3          | 0         | 0                            | 190                       | 123                              | 313                | 756               | 41.40%             |
| 18            | 980                    | 141               | 1,121         | 7          | 0         | 19                           | 780                       | 329                              | 1,128              | 2,209             | 51.06%             |
| 18 - MUD      | 0                      | 0                 | 0             | 0          | 0         | 0                            | 0                         | 0                                | 0                  | 0                 | 0.00%              |
| 18 - MUD 2    | 0                      | 1                 | 1             | 0          | 0         | 0                            | 1                         | 0                                | 1                  | 2                 | 50.00%             |
| 18 - MUD 3    | 0                      | 0                 | 0             | 0          | 0         | 0                            | 0                         | 0                                | 0                  | 0                 | 0.00%              |
| <b>Totals</b> | <b>13,143</b>          | <b>2,475</b>      | <b>15,618</b> | <b>158</b> | <b>0</b>  | <b>301</b>                   | <b>10,493</b>             | <b>4,982</b>                     | <b>15,776</b>      | <b>33,248</b>     | <b>47.45%</b>      |



Canvass Results Report

CHAMBERS COUNTY, TEXAS

Official Results

Registered Voters  
15776 of 33248 = 47.45%

Election Day

GENERAL ELECTION

Run Time 1:51 PM

11/8/2022

Run Date 11/16/2022

Page 33

State Representative, District No. 23

| Precinct   | Terri Leo-Wilson, REP | Keith G. Henry, DEM | Cast Votes | Undervotes | Overvotes | Absentee Voting Ballots Cast | Early Voting Ballots Cast | Election Day Voting Ballots Cast | Total Ballots Cast | Registered Voters | Turnout Percentage |
|------------|-----------------------|---------------------|------------|------------|-----------|------------------------------|---------------------------|----------------------------------|--------------------|-------------------|--------------------|
| 1          | 278                   | 38                  | 316        | 7          | 0         | 13                           | 193                       | 117                              | 323                | 620               | 52.10%             |
| 2          | 251                   | 76                  | 327        | 5          | 0         | 7                            | 187                       | 138                              | 332                | 817               | 40.64%             |
| 3          | 162                   | 64                  | 226        | 1          | 0         | 10                           | 127                       | 90                               | 227                | 528               | 42.99%             |
| 4          | 1,993                 | 272                 | 2,265      | 23         | 0         | 34                           | 1,601                     | 653                              | 2,288              | 4,256             | 53.76%             |
| 4 - MUD    | 0                     | 0                   | 0          | 0          | 0         | 0                            | 0                         | 0                                | 0                  | 0                 | 0.00%              |
| 4 - MUD 1  | 0                     | 0                   | 0          | 1          | 0         | 1                            | 0                         | 0                                | 1                  | 1                 | 100.00%            |
| 4 - MUD 3  | 0                     | 1                   | 1          | 0          | 0         | 0                            | 0                         | 1                                | 1                  | 1                 | 100.00%            |
| 5          | 1,279                 | 171                 | 1,450      | 12         | 0         | 48                           | 900                       | 514                              | 1,462              | 2,529             | 57.81%             |
| 6          | 663                   | 163                 | 826        | 16         | 0         | 21                           | 566                       | 255                              | 842                | 1,869             | 45.05%             |
| 7          | 931                   | 156                 | 1,087      | 20         | 0         | 21                           | 754                       | 332                              | 1,107              | 2,433             | 45.50%             |
| 8          | 2,002                 | 340                 | 2,342      | 26         | 0         | 39                           | 1,587                     | 742                              | 2,368              | 4,925             | 48.08%             |
| 9          | 166                   | 17                  | 183        | 3          | 0         | 0                            | 110                       | 76                               | 186                | 437               | 42.56%             |
| 10         | 683                   | 59                  | 742        | 12         | 0         | 14                           | 503                       | 237                              | 754                | 1,684             | 44.77%             |
| 11         | 861                   | 248                 | 1,109      | 8          | 0         | 33                           | 800                       | 284                              | 1,117              | 2,379             | 46.95%             |
| 12         | 7                     | 0                   | 7          | 0          | 0         | 0                            | 2                         | 5                                | 7                  | 8                 | 87.50%             |
| 12 - ECISD | 497                   | 170                 | 667        | 20         | 0         | 7                            | 462                       | 218                              | 687                | 1,499             | 45.83%             |
| 14         | 369                   | 75                  | 444        | 8          | 0         | 7                            | 289                       | 156                              | 452                | 989               | 45.70%             |
| 14 - ECISD | 8                     | 0                   | 8          | 0          | 0         | 0                            | 4                         | 4                                | 8                  | 8                 | 100.00%            |
| 15         | 707                   | 367                 | 1,074      | 9          | 0         | 13                           | 660                       | 410                              | 1,083              | 3,035             | 35.68%             |
| 16         | 953                   | 125                 | 1,078      | 11         | 0         | 14                           | 777                       | 298                              | 1,089              | 2,263             | 48.12%             |

# Canvass Results Report

Election Day

Run Time 1:51 PM

Run Date 11/16/2022

## CHAMBERS COUNTY, TEXAS

GENERAL ELECTION

11/8/2022

Page 34

### Official Results

Registered Voters  
15776 of 33248 = 47.45%

### State Representative, District No. 23

| Precinct      | Terri Leo-Wilson, REP | Keith G. Henry, DEM | Cast Votes    | Undervotes | Overvotes | Absentee Voting Ballots Cast | Early Voting Ballots Cast | Election Day Voting Ballots Cast | Total Ballots Cast | Registered Voters | Turnout Percentage |
|---------------|-----------------------|---------------------|---------------|------------|-----------|------------------------------|---------------------------|----------------------------------|--------------------|-------------------|--------------------|
| 17            | 255                   | 53                  | 308           | 5          | 0         | 0                            | 190                       | 123                              | 313                | 756               | 41.40%             |
| 18            | 968                   | 146                 | 1,114         | 14         | 0         | 19                           | 780                       | 329                              | 1,128              | 2,209             | 51.06%             |
| 18 - MUD      | 0                     | 0                   | 0             | 0          | 0         | 0                            | 0                         | 0                                | 0                  | 0                 | 0.00%              |
| 18 - MUD 2    | 1                     | 0                   | 1             | 0          | 0         | 0                            | 1                         | 0                                | 1                  | 2                 | 50.00%             |
| 18 - MUD 3    | 0                     | 0                   | 0             | 0          | 0         | 0                            | 0                         | 0                                | 0                  | 0                 | 0.00%              |
| <b>Totals</b> | <b>13,034</b>         | <b>2,541</b>        | <b>15,575</b> | <b>201</b> | <b>0</b>  | <b>301</b>                   | <b>10,493</b>             | <b>4,982</b>                     | <b>15,776</b>      | <b>33,248</b>     | <b>47.45%</b>      |

**Canvass Results Report**

**CHAMBERS COUNTY, TEXAS**

**Official Results**

Registered Voters  
15776 of 33248 = 47.45%

Election Day

GENERAL ELECTION

Run Time 1:51 PM

11/8/2022

Run Date 11/16/2022

Page 35

**Chief Justice, 1st Court of Appeals District**

| Precinct   | Terry Adams, REP | Julie Countiss, DEM | Ted Wood, IND | Cast Votes | Undervotes | Overvotes | Absentee Voting Ballots Cast | Early Voting Ballots Cast | Election Day Voting Ballots Cast | Total Ballots Cast | Registered Voters | Turnout Percentage |
|------------|------------------|---------------------|---------------|------------|------------|-----------|------------------------------|---------------------------|----------------------------------|--------------------|-------------------|--------------------|
| 1          | 276              | 37                  | 3             | 316        | 7          | 0         | 13                           | 193                       | 117                              | 323                | 620               | 52.10%             |
| 2          | 248              | 72                  | 8             | 328        | 4          | 0         | 7                            | 187                       | 138                              | 332                | 817               | 40.64%             |
| 3          | 160              | 58                  | 7             | 225        | 2          | 0         | 10                           | 127                       | 90                               | 227                | 528               | 42.99%             |
| 4          | 1,990            | 244                 | 35            | 2,269      | 19         | 0         | 34                           | 1,601                     | 653                              | 2,288              | 4,256             | 53.76%             |
| 4 - MUD    | 0                | 0                   | 0             | 0          | 0          | 0         | 0                            | 0                         | 0                                | 0                  | 0                 | 0.00%              |
| 4 - MUD 1  | 0                | 0                   | 0             | 0          | 1          | 0         | 1                            | 0                         | 0                                | 1                  | 1                 | 100.00%            |
| 4 - MUD 3  | 0                | 1                   | 0             | 1          | 0          | 0         | 0                            | 0                         | 1                                | 1                  | 1                 | 100.00%            |
| 5          | 1,268            | 159                 | 21            | 1,448      | 14         | 0         | 48                           | 900                       | 514                              | 1,462              | 2,529             | 57.81%             |
| 6          | 654              | 138                 | 22            | 814        | 28         | 0         | 21                           | 566                       | 255                              | 842                | 1,869             | 45.05%             |
| 7          | 918              | 140                 | 25            | 1,083      | 24         | 0         | 21                           | 754                       | 332                              | 1,107              | 2,433             | 45.50%             |
| 8          | 1,999            | 300                 | 45            | 2,344      | 24         | 0         | 39                           | 1,587                     | 742                              | 2,368              | 4,925             | 48.08%             |
| 9          | 168              | 15                  | 2             | 185        | 1          | 0         | 0                            | 110                       | 76                               | 186                | 437               | 42.56%             |
| 10         | 690              | 47                  | 10            | 747        | 7          | 0         | 14                           | 503                       | 237                              | 754                | 1,684             | 44.77%             |
| 11         | 842              | 242                 | 21            | 1,105      | 12         | 0         | 33                           | 800                       | 284                              | 1,117              | 2,379             | 46.95%             |
| 12         | 7                | 0                   | 0             | 7          | 0          | 0         | 0                            | 2                         | 5                                | 7                  | 8                 | 87.50%             |
| 12 - ECISD | 493              | 154                 | 14            | 661        | 26         | 0         | 7                            | 462                       | 218                              | 687                | 1,499             | 45.83%             |
| 14         | 372              | 67                  | 5             | 444        | 8          | 0         | 7                            | 289                       | 156                              | 452                | 989               | 45.70%             |
| 14 - ECISD | 8                | 0                   | 0             | 8          | 0          | 0         | 0                            | 4                         | 4                                | 8                  | 8                 | 100.00%            |
| 15         | 699              | 344                 | 25            | 1,068      | 15         | 0         | 13                           | 660                       | 410                              | 1,083              | 3,035             | 35.68%             |
| 16         | 956              | 108                 | 17            | 1,081      | 8          | 0         | 14                           | 777                       | 298                              | 1,089              | 2,263             | 48.12%             |

**Canvass Results Report**

Election Day

Run Time 1:51 PM

Run Date 11/16/2022

**CHAMBERS COUNTY, TEXAS**

GENERAL ELECTION

11/8/2022

Page 36

**Official Results**

Registered Voters  
15776 of 33248 = 47.45%

**Chief Justice, 1st Court of Appeals District**

| Precinct      | Terry Adams, REP | Julie Countiss, DEM | Ted Wood, IND | Cast Votes    | Undervotes | Overvotes | Absentee Voting Ballots Cast | Early Voting Ballots Cast | Election Day Voting Ballots Cast | Total Ballots Cast | Registered Voters | Turnout Percentage |
|---------------|------------------|---------------------|---------------|---------------|------------|-----------|------------------------------|---------------------------|----------------------------------|--------------------|-------------------|--------------------|
| 17            | 252              | 55                  | 5             | 312           | 1          | 0         | 0                            | 190                       | 123                              | 313                | 756               | 41.40%             |
| 18            | 964              | 138                 | 18            | 1,120         | 8          | 0         | 19                           | 780                       | 329                              | 1,128              | 2,209             | 51.06%             |
| 18 - MUD      | 0                | 0                   | 0             | 0             | 0          | 0         | 0                            | 0                         | 0                                | 0                  | 0                 | 0.00%              |
| 18 - MUD 2    | 0                | 1                   | 0             | 1             | 0          | 0         | 0                            | 1                         | 0                                | 1                  | 2                 | 50.00%             |
| 18 - MUD 3    | 0                | 0                   | 0             | 0             | 0          | 0         | 0                            | 0                         | 0                                | 0                  | 0                 | 0.00%              |
| <b>Totals</b> | <b>12,964</b>    | <b>2,320</b>        | <b>283</b>    | <b>15,567</b> | <b>209</b> | <b>0</b>  | <b>301</b>                   | <b>10,493</b>             | <b>4,982</b>                     | <b>15,776</b>      | <b>33,248</b>     | <b>47.45%</b>      |

**Canvass Results Report**

Election Day

Run Time 1:51 PM

Run Date 11/16/2022

**CHAMBERS COUNTY, TEXAS**

**GENERAL ELECTION**

11/8/2022

Page 37

**Official Results**

Registered Voters  
15776 of 33248 = 47.45%

**Justice, 1st Court of Appeals District, Place No. 4**

| Precinct   | April Farris, REP | Mike Engelhart, DEM | Cast Votes | Undervotes | Overvotes | Absentee Voting Ballots Cast | Early Voting Ballots Cast | Election Day Voting Ballots Cast | Total Ballots Cast | Registered Voters | Turnout Percentage |
|------------|-------------------|---------------------|------------|------------|-----------|------------------------------|---------------------------|----------------------------------|--------------------|-------------------|--------------------|
| 1          | 278               | 38                  | 316        | 7          | 0         | 13                           | 193                       | 117                              | 323                | 620               | 52.10%             |
| 2          | 251               | 76                  | 327        | 5          | 0         | 7                            | 187                       | 138                              | 332                | 817               | 40.64%             |
| 3          | 161               | 64                  | 225        | 2          | 0         | 10                           | 127                       | 90                               | 227                | 528               | 42.99%             |
| 4          | 2,005             | 260                 | 2,265      | 23         | 0         | 34                           | 1,601                     | 653                              | 2,288              | 4,256             | 53.76%             |
| 4 - MUD    | 0                 | 0                   | 0          | 0          | 0         | 0                            | 0                         | 0                                | 0                  | 0                 | 0.00%              |
| 4 - MUD 1  | 0                 | 0                   | 0          | 1          | 0         | 1                            | 0                         | 0                                | 1                  | 1                 | 100.00%            |
| 4 - MUD 3  | 0                 | 1                   | 1          | 0          | 0         | 0                            | 0                         | 1                                | 1                  | 1                 | 100.00%            |
| 5          | 1,284             | 164                 | 1,448      | 14         | 0         | 48                           | 900                       | 514                              | 1,462              | 2,529             | 57.81%             |
| 6          | 659               | 154                 | 813        | 29         | 0         | 21                           | 566                       | 255                              | 842                | 1,869             | 45.05%             |
| 7          | 930               | 152                 | 1,082      | 25         | 0         | 21                           | 754                       | 332                              | 1,107              | 2,433             | 45.50%             |
| 8          | 2,023             | 320                 | 2,343      | 25         | 0         | 39                           | 1,587                     | 742                              | 2,368              | 4,925             | 48.08%             |
| 9          | 164               | 18                  | 182        | 4          | 0         | 0                            | 110                       | 76                               | 186                | 437               | 42.56%             |
| 10         | 693               | 52                  | 745        | 9          | 0         | 14                           | 503                       | 237                              | 754                | 1,684             | 44.77%             |
| 11         | 852               | 254                 | 1,106      | 11         | 0         | 33                           | 800                       | 284                              | 1,117              | 2,379             | 46.95%             |
| 12         | 7                 | 0                   | 7          | 0          | 0         | 0                            | 2                         | 5                                | 7                  | 8                 | 87.50%             |
| 12 - ECISD | 494               | 163                 | 657        | 30         | 0         | 7                            | 462                       | 218                              | 687                | 1,499             | 45.83%             |
| 14         | 372               | 73                  | 445        | 7          | 0         | 7                            | 289                       | 156                              | 452                | 989               | 45.70%             |
| 14 - ECISD | 8                 | 0                   | 8          | 0          | 0         | 0                            | 4                         | 4                                | 8                  | 8                 | 100.00%            |
| 15         | 703               | 365                 | 1,068      | 15         | 0         | 13                           | 660                       | 410                              | 1,083              | 3,035             | 35.68%             |
| 16         | 960               | 122                 | 1,082      | 7          | 0         | 14                           | 777                       | 298                              | 1,089              | 2,263             | 48.12%             |

**Canvass Results Report**

Election Day

Run Time 1:51 PM

Run Date 11/16/2022

**CHAMBERS COUNTY, TEXAS**

GENERAL ELECTION

11/8/2022

Page 38

**Official Results**

Registered Voters  
15776 of 33248 = 47.45%

**Justice, 1st Court of Appeals District, Place No. 4**

| Precinct      | April Farris, REP | Mike Engelhart, DEM | Cast Votes    | Undervotes | Overvotes | Absentee Voting Ballots Cast | Early Voting Ballots Cast | Election Day Voting Ballots Cast | Total Ballots Cast | Registered Voters | Turnout Percentage |
|---------------|-------------------|---------------------|---------------|------------|-----------|------------------------------|---------------------------|----------------------------------|--------------------|-------------------|--------------------|
| 17            | 255               | 56                  | 311           | 2          | 0         | 0                            | 190                       | 123                              | 313                | 756               | 41.40%             |
| 18            | 981               | 137                 | 1,118         | 10         | 0         | 19                           | 780                       | 329                              | 1,128              | 2,209             | 51.06%             |
| 18 - MUD      | 0                 | 0                   | 0             | 0          | 0         | 0                            | 0                         | 0                                | 0                  | 0                 | 0.00%              |
| 18 - MUD 2    | 0                 | 1                   | 1             | 0          | 0         | 0                            | 1                         | 0                                | 1                  | 2                 | 50.00%             |
| 18 - MUD 3    | 0                 | 0                   | 0             | 0          | 0         | 0                            | 0                         | 0                                | 0                  | 0                 | 0.00%              |
| <b>Totals</b> | <b>13,080</b>     | <b>2,470</b>        | <b>15,550</b> | <b>226</b> | <b>0</b>  | <b>301</b>                   | <b>10,493</b>             | <b>4,982</b>                     | <b>15,776</b>      | <b>33,248</b>     | <b>47.45%</b>      |

Canvass Results Report

CHAMBERS COUNTY, TEXAS

Official Results

Registered Voters  
15776 of 33248 = 47.45%

Election Day

GENERAL ELECTION

Run Time 1:51 PM

11/8/2022

Run Date 11/16/2022

Page 39

Justice, 14th Court of Appeals District, Place No. 2

| Precinct   | Kevin Jewell, REP | Cherí C. Thomas, DEM | Cast Votes | Undervotes | Overvotes | Absentee Voting Ballots Cast | Early Voting Ballots Cast | Election Day Voting Ballots Cast | Total Ballots Cast | Registered Voters | Turnout Percentage |
|------------|-------------------|----------------------|------------|------------|-----------|------------------------------|---------------------------|----------------------------------|--------------------|-------------------|--------------------|
| 1          | 280               | 37                   | 317        | 6          | 0         | 13                           | 193                       | 117                              | 323                | 620               | 52.10%             |
| 2          | 250               | 76                   | 326        | 6          | 0         | 7                            | 187                       | 138                              | 332                | 817               | 40.64%             |
| 3          | 162               | 61                   | 223        | 4          | 0         | 10                           | 127                       | 90                               | 227                | 528               | 42.99%             |
| 4          | 2,022             | 245                  | 2,267      | 21         | 0         | 34                           | 1,601                     | 653                              | 2,288              | 4,256             | 53.76%             |
| 4 - MUD    | 0                 | 0                    | 0          | 0          | 0         | 0                            | 0                         | 0                                | 0                  | 0                 | 0.00%              |
| 4 - MUD 1  | 0                 | 0                    | 0          | 1          | 0         | 1                            | 0                         | 0                                | 1                  | 1                 | 100.00%            |
| 4 - MUD 3  | 0                 | 1                    | 1          | 0          | 0         | 0                            | 0                         | 1                                | 1                  | 1                 | 100.00%            |
| 5          | 1,283             | 164                  | 1,447      | 15         | 0         | 48                           | 900                       | 514                              | 1,462              | 2,529             | 57.81%             |
| 6          | 666               | 149                  | 815        | 27         | 0         | 21                           | 566                       | 255                              | 842                | 1,869             | 45.05%             |
| 7          | 928               | 152                  | 1,080      | 27         | 0         | 21                           | 754                       | 332                              | 1,107              | 2,433             | 45.50%             |
| 8          | 2,014             | 318                  | 2,332      | 36         | 0         | 39                           | 1,587                     | 742                              | 2,368              | 4,925             | 48.08%             |
| 9          | 165               | 17                   | 182        | 4          | 0         | 0                            | 110                       | 76                               | 186                | 437               | 42.56%             |
| 10         | 690               | 55                   | 745        | 9          | 0         | 14                           | 503                       | 237                              | 754                | 1,684             | 44.77%             |
| 11         | 855               | 248                  | 1,103      | 14         | 0         | 33                           | 800                       | 284                              | 1,117              | 2,379             | 46.95%             |
| 12         | 7                 | 0                    | 7          | 0          | 0         | 0                            | 2                         | 5                                | 7                  | 8                 | 87.50%             |
| 12 - ECISD | 496               | 162                  | 658        | 29         | 0         | 7                            | 462                       | 218                              | 687                | 1,499             | 45.83%             |
| 14         | 377               | 66                   | 443        | 9          | 0         | 7                            | 289                       | 156                              | 452                | 989               | 45.70%             |
| 14 - ECISD | 8                 | 0                    | 8          | 0          | 0         | 0                            | 4                         | 4                                | 8                  | 8                 | 100.00%            |
| 15         | 707               | 359                  | 1,066      | 17         | 0         | 13                           | 660                       | 410                              | 1,083              | 3,035             | 35.68%             |
| 16         | 964               | 114                  | 1,078      | 11         | 0         | 14                           | 777                       | 298                              | 1,089              | 2,263             | 48.12%             |

**Canvass Results Report**

Election Day

Run Time 1:51 PM

Run Date 11/16/2022

**CHAMBERS COUNTY, TEXAS**

GENERAL ELECTION

11/8/2022

Page 40

**Official Results**

Registered Voters  
15776 of 33248 = 47.45%

**Justice, 14th Court of Appeals District, Place No. 2**

| Precinct      | Kevin Jewell, REP | Cherí C. Thomas, DEM | Cast Votes    | Undervotes | Overvotes | Absentee Voting Ballots Cast | Early Voting Ballots Cast | Election Day Voting Ballots Cast | Total Ballots Cast | Registered Voters | Turnout Percentage |
|---------------|-------------------|----------------------|---------------|------------|-----------|------------------------------|---------------------------|----------------------------------|--------------------|-------------------|--------------------|
| 17            | 256               | 55                   | 311           | 2          | 0         | 0                            | 190                       | 123                              | 313                | 756               | 41.40%             |
| 18            | 982               | 134                  | 1,116         | 12         | 0         | 19                           | 780                       | 329                              | 1,128              | 2,209             | 51.06%             |
| 18 - MUD      | 0                 | 0                    | 0             | 0          | 0         | 0                            | 0                         | 0                                | 0                  | 0                 | 0.00%              |
| 18 - MUD 2    | 0                 | 1                    | 1             | 0          | 0         | 0                            | 1                         | 0                                | 1                  | 2                 | 50.00%             |
| 18 - MUD 3    | 0                 | 0                    | 0             | 0          | 0         | 0                            | 0                         | 0                                | 0                  | 0                 | 0.00%              |
| <b>Totals</b> | <b>13,112</b>     | <b>2,414</b>         | <b>15,526</b> | <b>250</b> | <b>0</b>  | <b>301</b>                   | <b>10,493</b>             | <b>4,982</b>                     | <b>15,776</b>      | <b>33,248</b>     | <b>47.45%</b>      |



Canvass Results Report

CHAMBERS COUNTY, TEXAS

Official Results

Registered Voters  
15776 of 33248 = 47.45%

Election Day

GENERAL ELECTION

Run Time 1:51 PM

11/8/2022

Run Date 11/16/2022

Page 41

Justice, 14th Court of Appeals District, Place No. 9

| Precinct   | Randy Wilson, REP | William Demond, DEM | Cast Votes | Undervotes | Overvotes | Absentee Voting Ballots Cast | Early Voting Ballots Cast | Election Day Voting Ballots Cast | Total Ballots Cast | Registered Voters | Turnout Percentage |
|------------|-------------------|---------------------|------------|------------|-----------|------------------------------|---------------------------|----------------------------------|--------------------|-------------------|--------------------|
| 1          | 277               | 38                  | 315        | 8          | 0         | 13                           | 193                       | 117                              | 323                | 620               | 52.10%             |
| 2          | 254               | 73                  | 327        | 5          | 0         | 7                            | 187                       | 138                              | 332                | 817               | 40.64%             |
| 3          | 163               | 62                  | 225        | 2          | 0         | 10                           | 127                       | 90                               | 227                | 528               | 42.99%             |
| 4          | 2,011             | 254                 | 2,265      | 23         | 0         | 34                           | 1,601                     | 653                              | 2,288              | 4,256             | 53.76%             |
| 4 - MUD    | 0                 | 0                   | 0          | 0          | 0         | 0                            | 0                         | 0                                | 0                  | 0                 | 0.00%              |
| 4 - MUD 1  | 0                 | 0                   | 0          | 1          | 0         | 1                            | 0                         | 0                                | 1                  | 1                 | 100.00%            |
| 4 - MUD 3  | 0                 | 1                   | 1          | 0          | 0         | 0                            | 0                         | 1                                | 1                  | 1                 | 100.00%            |
| 5          | 1,288             | 159                 | 1,447      | 15         | 0         | 48                           | 900                       | 514                              | 1,462              | 2,529             | 57.81%             |
| 6          | 668               | 148                 | 816        | 26         | 0         | 21                           | 566                       | 255                              | 842                | 1,869             | 45.05%             |
| 7          | 936               | 146                 | 1,082      | 25         | 0         | 21                           | 754                       | 332                              | 1,107              | 2,433             | 45.50%             |
| 8          | 2,028             | 308                 | 2,336      | 32         | 0         | 39                           | 1,587                     | 742                              | 2,368              | 4,925             | 48.08%             |
| 9          | 166               | 16                  | 182        | 4          | 0         | 0                            | 110                       | 76                               | 186                | 437               | 42.56%             |
| 10         | 693               | 52                  | 745        | 9          | 0         | 14                           | 503                       | 237                              | 754                | 1,684             | 44.77%             |
| 11         | 861               | 242                 | 1,103      | 14         | 0         | 33                           | 800                       | 284                              | 1,117              | 2,379             | 46.95%             |
| 12         | 7                 | 0                   | 7          | 0          | 0         | 0                            | 2                         | 5                                | 7                  | 8                 | 87.50%             |
| 12 - ECISD | 498               | 161                 | 659        | 28         | 0         | 7                            | 462                       | 218                              | 687                | 1,499             | 45.83%             |
| 14         | 376               | 65                  | 441        | 11         | 0         | 7                            | 289                       | 156                              | 452                | 989               | 45.70%             |
| 14 - ECISD | 8                 | 0                   | 8          | 0          | 0         | 0                            | 4                         | 4                                | 8                  | 8                 | 100.00%            |
| 15         | 714               | 353                 | 1,067      | 16         | 0         | 13                           | 660                       | 410                              | 1,083              | 3,035             | 35.68%             |
| 16         | 964               | 115                 | 1,079      | 10         | 0         | 14                           | 777                       | 298                              | 1,089              | 2,263             | 48.12%             |

**Canvass Results Report**

Election Day

Run Time 1:51 PM

Run Date 11/16/2022

**CHAMBERS COUNTY, TEXAS**

GENERAL ELECTION

11/8/2022

Page 42

**Official Results**

Registered Voters  
15776 of 33248 = 47.45%

**Justice, 14th Court of Appeals District, Place No. 9**

| Precinct      | Randy Wilson, REP | William Demond, DEM | Cast Votes    | Undervotes | Overvotes | Absentee Voting Ballots Cast | Early Voting Ballots Cast | Election Day Voting Ballots Cast | Total Ballots Cast | Registered Voters | Turnout Percentage |
|---------------|-------------------|---------------------|---------------|------------|-----------|------------------------------|---------------------------|----------------------------------|--------------------|-------------------|--------------------|
| 17            | 254               | 57                  | 311           | 2          | 0         | 0                            | 190                       | 123                              | 313                | 756               | 41.40%             |
| 18            | 987               | 129                 | 1,116         | 12         | 0         | 19                           | 780                       | 329                              | 1,128              | 2,209             | 51.06%             |
| 18 - MUD      | 0                 | 0                   | 0             | 0          | 0         | 0                            | 0                         | 0                                | 0                  | 0                 | 0.00%              |
| 18 - MUD 2    | 0                 | 1                   | 1             | 0          | 0         | 0                            | 1                         | 0                                | 1                  | 2                 | 50.00%             |
| 18 - MUD 3    | 0                 | 0                   | 0             | 0          | 0         | 0                            | 0                         | 0                                | 0                  | 0                 | 0.00%              |
| <b>Totals</b> | <b>13,153</b>     | <b>2,380</b>        | <b>15,533</b> | <b>243</b> | <b>0</b>  | <b>301</b>                   | <b>10,493</b>             | <b>4,982</b>                     | <b>15,776</b>      | <b>33,248</b>     | <b>47.45%</b>      |

**Canvass Results Report**

Election Day

Run Time 1:51 PM

Run Date 11/16/2022

**CHAMBERS COUNTY, TEXAS**

GENERAL ELECTION

11/8/2022

Page 43

**Official Results**

Registered Voters

15776 of 33248 = 47.45%

**Board of Trustees, Position 3 - Vote for none or one**

| Precinct      | Lisa R. Bauer | Brant Charpiot | Cast Votes   | Undervotes | Overvotes | Absentee Voting Ballots Cast | Early Voting Ballots Cast | Election Day Voting Ballots Cast | Total Ballots Cast | Registered Voters | Turnout Percentage |
|---------------|---------------|----------------|--------------|------------|-----------|------------------------------|---------------------------|----------------------------------|--------------------|-------------------|--------------------|
| 7             | 682           | 354            | 1,036        | 71         | 0         | 21                           | 754                       | 332                              | 1,107              | 2,433             | 45.50%             |
| 12 - ECISD    | 413           | 218            | 631          | 56         | 0         | 7                            | 462                       | 218                              | 687                | 1,499             | 45.83%             |
| 14 - ECISD    | 3             | 2              | 5            | 3          | 0         | 0                            | 4                         | 4                                | 8                  | 8                 | 100.00%            |
| <b>Totals</b> | <b>1,098</b>  | <b>574</b>     | <b>1,672</b> | <b>130</b> | <b>0</b>  | <b>28</b>                    | <b>1,220</b>              | <b>554</b>                       | <b>1,802</b>       | <b>3,940</b>      | <b>45.74%</b>      |

**Canvass Results Report**

Election Day

Run Time 1:51 PM

Run Date 11/16/2022

**CHAMBERS COUNTY, TEXAS**

GENERAL ELECTION

11/8/2022

Page 44

**Official Results**

Registered Voters

15776 of 33248 = 47.45%

**Board of Trustees, Position 4 - Vote for none or one**

| Precinct      | Scott Jones  | Cast Votes   | Undervotes | Overvotes | Absentee Voting Ballots Cast | Early Voting Ballots Cast | Election Day Voting Ballots Cast | Total Ballots Cast | Registered Voters | Turnout Percentage |
|---------------|--------------|--------------|------------|-----------|------------------------------|---------------------------|----------------------------------|--------------------|-------------------|--------------------|
| 7             | 965          | 965          | 142        | 0         | 21                           | 754                       | 332                              | 1,107              | 2,433             | 45.50%             |
| 12 - ECISD    | 580          | 580          | 107        | 0         | 7                            | 462                       | 218                              | 687                | 1,499             | 45.83%             |
| 14 - ECISD    | 5            | 5            | 3          | 0         | 0                            | 4                         | 4                                | 8                  | 8                 | 100.00%            |
| <b>Totals</b> | <b>1,550</b> | <b>1,550</b> | <b>252</b> | <b>0</b>  | <b>28</b>                    | <b>1,220</b>              | <b>554</b>                       | <b>1,802</b>       | <b>3,940</b>      | <b>45.74%</b>      |

**Canvass Results Report**

Election Day

Run Time 1:51 PM

Run Date 11/16/2022

**CHAMBERS COUNTY, TEXAS**

**GENERAL ELECTION**

11/8/2022

Page 45

**Official Results**

**Registered Voters**

15776 of 33248 = 47.45%

**Board of Trustees, Position 5**

| Precinct      | Everett Guillory | Holly T. Cravy | Cast Votes   | Undervotes | Overvotes | Absentee Voting Ballots Cast | Early Voting Ballots Cast | Election Day Voting Ballots Cast | Total Ballots Cast | Registered Voters | Turnout Percentage |
|---------------|------------------|----------------|--------------|------------|-----------|------------------------------|---------------------------|----------------------------------|--------------------|-------------------|--------------------|
| 7             | 703              | 335            | 1,038        | 69         | 0         | 21                           | 754                       | 332                              | 1,107              | 2,433             | 45.50%             |
| 12 - ECISD    | 490              | 167            | 657          | 30         | 0         | 7                            | 462                       | 218                              | 687                | 1,499             | 45.83%             |
| 14 - ECISD    | 3                | 2              | 5            | 3          | 0         | 0                            | 4                         | 4                                | 8                  | 8                 | 100.00%            |
| <b>Totals</b> | <b>1,196</b>     | <b>504</b>     | <b>1,700</b> | <b>102</b> | <b>0</b>  | <b>28</b>                    | <b>1,220</b>              | <b>554</b>                       | <b>1,802</b>       | <b>3,940</b>      | <b>45.74%</b>      |

**Canvass Results Report**

Election Day

Run Time 1:51 PM

Run Date 11/16/2022

**CHAMBERS COUNTY, TEXAS**

GENERAL ELECTION

11/8/2022

Page 46

**Official Results**

Registered Voters

15776 of 33248 = 47.45%

**Riceland Management District Confirmation**

| Precinct      | For      | Against  | Cast Votes | Undervotes | Overvotes | Absentee Voting Ballots Cast | Early Voting Ballots Cast | Election Day Voting Ballots Cast | Total Ballots Cast | Registered Voters | Turnout Percentage |
|---------------|----------|----------|------------|------------|-----------|------------------------------|---------------------------|----------------------------------|--------------------|-------------------|--------------------|
| 4 - MUD       | 0        | 0        | 0          | 0          | 0         | 0                            | 0                         | 0                                | 0                  | 0                 | 0.00%              |
| 4 - MUD 1     | 1        | 0        | 1          | 0          | 0         | 1                            | 0                         | 0                                | 1                  | 1                 | 100.00%            |
| 4 - MUD 3     | 1        | 0        | 1          | 0          | 0         | 0                            | 0                         | 1                                | 1                  | 1                 | 100.00%            |
| 18 - MUD      | 0        | 0        | 0          | 0          | 0         | 0                            | 0                         | 0                                | 0                  | 0                 | 0.00%              |
| 18 - MUD 2    | 1        | 0        | 1          | 0          | 0         | 0                            | 1                         | 0                                | 1                  | 2                 | 50.00%             |
| 18 - MUD 3    | 0        | 0        | 0          | 0          | 0         | 0                            | 0                         | 0                                | 0                  | 0                 | 0.00%              |
| <b>Totals</b> | <b>3</b> | <b>0</b> | <b>3</b>   | <b>0</b>   | <b>0</b>  | <b>1</b>                     | <b>1</b>                  | <b>1</b>                         | <b>3</b>           | <b>4</b>          | <b>75.00%</b>      |

**Canvass Results Report**

Election Day

Run Time 1:51 PM

Run Date 11/16/2022

**CHAMBERS COUNTY, TEXAS**

**GENERAL ELECTION**

11/8/2022

Page 47

**Official Results**

Registered Voters  
15776 of 33248 = 47.45%

**Riceland Management District Directors - Vote for none, one, two, three, four, or five**

| Precinct      | Jared Fulleylove | John Jennings | Jim Ferris | Ed Heap  | Jacob Grossman | Cast Votes | Undervotes | Overvotes | Absentee Voting Ballots Cast | Early Voting Ballots Cast | Election Day Voting Ballots Cast | Total Ballots Cast | Registered Voters | Turnout Percentage |
|---------------|------------------|---------------|------------|----------|----------------|------------|------------|-----------|------------------------------|---------------------------|----------------------------------|--------------------|-------------------|--------------------|
| 4 - MUD       | 0                | 0             | 0          | 0        | 0              | 0          | 0          | 0         | 0                            | 0                         | 0                                | 0                  | 0                 | 0.00%              |
| 4 - MUD 1     | 1                | 1             | 1          | 1        | 1              | 5          | 0          | 0         | 1                            | 0                         | 0                                | 1                  | 1                 | 100.00%            |
| 4 - MUD 3     | 0                | 1             | 0          | 0        | 0              | 1          | 4          | 0         | 0                            | 0                         | 1                                | 1                  | 1                 | 100.00%            |
| 18 - MUD      | 0                | 0             | 0          | 0        | 0              | 0          | 0          | 0         | 0                            | 0                         | 0                                | 0                  | 0                 | 0.00%              |
| 18 - MUD 2    | 0                | 0             | 1          | 0        | 0              | 1          | 4          | 0         | 0                            | 1                         | 0                                | 1                  | 2                 | 50.00%             |
| 18 - MUD 3    | 0                | 0             | 0          | 0        | 0              | 0          | 0          | 0         | 0                            | 0                         | 0                                | 0                  | 0                 | 0.00%              |
| <b>Totals</b> | <b>1</b>         | <b>2</b>      | <b>2</b>   | <b>1</b> | <b>1</b>       | <b>7</b>   | <b>8</b>   | <b>0</b>  | <b>1</b>                     | <b>1</b>                  | <b>1</b>                         | <b>3</b>           | <b>4</b>          | <b>75.00%</b>      |

# Canvass Results Report

Election Day

Run Time 1:51 PM

Run Date 11/16/2022

## CHAMBERS COUNTY, TEXAS

GENERAL ELECTION

11/8/2022

Page 48

### Official Results

Registered Voters

15776 of 33248 = 47.45%

### Riceland Management District Proposition A

| Precinct      | For      | Against  | Cast Votes | Undervotes | Overvotes | Absentee Voting Ballots Cast | Early Voting Ballots Cast | Election Day Voting Ballots Cast | Total Ballots Cast | Registered Voters | Turnout Percentage |
|---------------|----------|----------|------------|------------|-----------|------------------------------|---------------------------|----------------------------------|--------------------|-------------------|--------------------|
| 4 - MUD       | 0        | 0        | 0          | 0          | 0         | 0                            | 0                         | 0                                | 0                  | 0                 | 0.00%              |
| 4 - MUD 1     | 1        | 0        | 1          | 0          | 0         | 1                            | 0                         | 0                                | 1                  | 1                 | 100.00%            |
| 4 - MUD 3     | 1        | 0        | 1          | 0          | 0         | 0                            | 0                         | 1                                | 1                  | 1                 | 100.00%            |
| 18 - MUD      | 0        | 0        | 0          | 0          | 0         | 0                            | 0                         | 0                                | 0                  | 0                 | 0.00%              |
| 18 - MUD 2    | 1        | 0        | 1          | 0          | 0         | 0                            | 1                         | 0                                | 1                  | 2                 | 50.00%             |
| 18 - MUD 3    | 0        | 0        | 0          | 0          | 0         | 0                            | 0                         | 0                                | 0                  | 0                 | 0.00%              |
| <b>Totals</b> | <b>3</b> | <b>0</b> | <b>3</b>   | <b>0</b>   | <b>0</b>  | <b>1</b>                     | <b>1</b>                  | <b>1</b>                         | <b>3</b>           | <b>4</b>          | <b>75.00%</b>      |



# Canvass Results Report

Election Day

Run Time 1:51 PM

Run Date 11/16/2022

## CHAMBERS COUNTY, TEXAS

GENERAL ELECTION

11/8/2022

Page 49

### Official Results

Registered Voters

15776 of 33248 = 47.45%

### Riceland Management District Proposition B

| Precinct      | For      | Against  | Cast Votes | Undervotes | Overvotes | Absentee Voting Ballots Cast | Early Voting Ballots Cast | Election Day Voting Ballots Cast | Total Ballots Cast | Registered Voters | Turnout Percentage |
|---------------|----------|----------|------------|------------|-----------|------------------------------|---------------------------|----------------------------------|--------------------|-------------------|--------------------|
| 4 - MUD       | 0        | 0        | 0          | 0          | 0         | 0                            | 0                         | 0                                | 0                  | 0                 | 0.00%              |
| 4 - MUD 1     | 1        | 0        | 1          | 0          | 0         | 1                            | 0                         | 0                                | 1                  | 1                 | 100.00%            |
| 4 - MUD 3     | 1        | 0        | 1          | 0          | 0         | 0                            | 0                         | 1                                | 1                  | 1                 | 100.00%            |
| 18 - MUD      | 0        | 0        | 0          | 0          | 0         | 0                            | 0                         | 0                                | 0                  | 0                 | 0.00%              |
| 18 - MUD 2    | 1        | 0        | 1          | 0          | 0         | 0                            | 1                         | 0                                | 1                  | 2                 | 50.00%             |
| 18 - MUD 3    | 0        | 0        | 0          | 0          | 0         | 0                            | 0                         | 0                                | 0                  | 0                 | 0.00%              |
| <b>Totals</b> | <b>3</b> | <b>0</b> | <b>3</b>   | <b>0</b>   | <b>0</b>  | <b>1</b>                     | <b>1</b>                  | <b>1</b>                         | <b>3</b>           | <b>4</b>          | <b>75.00%</b>      |

# Canvass Results Report

Election Day

Run Time 1:51 PM

Run Date 11/16/2022

## CHAMBERS COUNTY, TEXAS

GENERAL ELECTION

11/8/2022

Page 50

### Official Results

Registered Voters

15776 of 33248 = 47.45%

### Riceland Management District Proposition C

| Precinct      | For      | Against  | Cast Votes | Undervotes | Overvotes | Absentee Voting Ballots Cast | Early Voting Ballots Cast | Election Day Voting Ballots Cast | Total Ballots Cast | Registered Voters | Turnout Percentage |
|---------------|----------|----------|------------|------------|-----------|------------------------------|---------------------------|----------------------------------|--------------------|-------------------|--------------------|
| 4 - MUD       | 0        | 0        | 0          | 0          | 0         | 0                            | 0                         | 0                                | 0                  | 0                 | 0.00%              |
| 4 - MUD 1     | 1        | 0        | 1          | 0          | 0         | 1                            | 0                         | 0                                | 1                  | 1                 | 100.00%            |
| 4 - MUD 3     | 1        | 0        | 1          | 0          | 0         | 0                            | 0                         | 1                                | 1                  | 1                 | 100.00%            |
| 18 - MUD      | 0        | 0        | 0          | 0          | 0         | 0                            | 0                         | 0                                | 0                  | 0                 | 0.00%              |
| 18 - MUD 2    | 1        | 0        | 1          | 0          | 0         | 0                            | 1                         | 0                                | 1                  | 2                 | 50.00%             |
| 18 - MUD 3    | 0        | 0        | 0          | 0          | 0         | 0                            | 0                         | 0                                | 0                  | 0                 | 0.00%              |
| <b>Totals</b> | <b>3</b> | <b>0</b> | <b>3</b>   | <b>0</b>   | <b>0</b>  | <b>1</b>                     | <b>1</b>                  | <b>1</b>                         | <b>3</b>           | <b>4</b>          | <b>75.00%</b>      |

**Canvass Results Report**

Election Day

Run Time 1:51 PM

Run Date 11/16/2022

**CHAMBERS COUNTY, TEXAS**

**GENERAL ELECTION**

11/8/2022

Page 51

**Official Results**

**Registered Voters**  
15776 of 33248 = 47.45%

**Riceland Management District Proposition D Operation and Maintenance Tax**

| Precinct      | For      | Against  | Cast Votes | Undervotes | Overvotes | Absentee Voting Ballots Cast | Early Voting Ballots Cast | Election Day Voting Ballots Cast | Total Ballots Cast | Registered Voters | Turnout Percentage |
|---------------|----------|----------|------------|------------|-----------|------------------------------|---------------------------|----------------------------------|--------------------|-------------------|--------------------|
| 4 - MUD       | 0        | 0        | 0          | 0          | 0         | 0                            | 0                         | 0                                | 0                  | 0                 | 0.00%              |
| 4 - MUD 1     | 1        | 0        | 1          | 0          | 0         | 1                            | 0                         | 0                                | 1                  | 1                 | 100.00%            |
| 4 - MUD 3     | 1        | 0        | 1          | 0          | 0         | 0                            | 0                         | 1                                | 1                  | 1                 | 100.00%            |
| 18 - MUD      | 0        | 0        | 0          | 0          | 0         | 0                            | 0                         | 0                                | 0                  | 0                 | 0.00%              |
| 18 - MUD 2    | 1        | 0        | 1          | 0          | 0         | 0                            | 1                         | 0                                | 1                  | 2                 | 50.00%             |
| 18 - MUD 3    | 0        | 0        | 0          | 0          | 0         | 0                            | 0                         | 0                                | 0                  | 0                 | 0.00%              |
| <b>Totals</b> | <b>3</b> | <b>0</b> | <b>3</b>   | <b>0</b>   | <b>0</b>  | <b>1</b>                     | <b>1</b>                  | <b>1</b>                         | <b>3</b>           | <b>4</b>          | <b>75.00%</b>      |

**Canvass Results Report**

Election Day

Run Time 1:51 PM

Run Date 11/16/2022

**CHAMBERS COUNTY, TEXAS**

GENERAL ELECTION

11/8/2022

Page 52

**Official Results**

Registered Voters

15776 of 33248 = 47.45%

**Riceland Municipal Utility District No. 3 Confirmation**

| Precinct      | For      | Against  | Cast Votes | Undervotes | Overvotes | Absentee Voting Ballots Cast | Early Voting Ballots Cast | Election Day Voting Ballots Cast | Total Ballots Cast | Registered Voters | Turnout Percentage |
|---------------|----------|----------|------------|------------|-----------|------------------------------|---------------------------|----------------------------------|--------------------|-------------------|--------------------|
| 4 - MUD 3     | 1        | 0        | 1          | 0          | 0         | 0                            | 0                         | 1                                | 1                  | 1                 | 100.00%            |
| 18 - MUD 3    | 0        | 0        | 0          | 0          | 0         | 0                            | 0                         | 0                                | 0                  | 0                 | 0.00%              |
| <b>Totals</b> | <b>1</b> | <b>0</b> | <b>1</b>   | <b>0</b>   | <b>0</b>  | <b>0</b>                     | <b>0</b>                  | <b>1</b>                         | <b>1</b>           | <b>1</b>          | <b>100.00%</b>     |

**Canvass Results Report**

Election Day

Run Time 1:51 PM

Run Date 11/16/2022

**CHAMBERS COUNTY, TEXAS**

GENERAL ELECTION

11/8/2022

Page 53

**Official Results**

Registered Voters  
15776 of 33248 = 47.45%

**Riceland Municipal Utility District No. 3 Directors - Vote for none, one, two, three, four, or five**

| Precinct      | Jeff Lindenberg | Michael L. Fuqua | John Cory Lebouf | John P. Kimball III | Katherine Ray | Cast Votes | Undervotes | Overvotes | Absentee Voting Ballots Cast | Early Voting Ballots Cast | Election Day Voting Ballots Cast | Total Ballots Cast | Registered Voters | Turnout Percentage |
|---------------|-----------------|------------------|------------------|---------------------|---------------|------------|------------|-----------|------------------------------|---------------------------|----------------------------------|--------------------|-------------------|--------------------|
| 4 - MUD 3     | 0               | 0                | 1                | 0                   | 0             | 1          | 4          | 0         | 0                            | 0                         | 1                                | 1                  | 1                 | 100.00%            |
| 18 - MUD 3    | 0               | 0                | 0                | 0                   | 0             | 0          | 0          | 0         | 0                            | 0                         | 0                                | 0                  | 0                 | 0.00%              |
| <b>Totals</b> | <b>0</b>        | <b>0</b>         | <b>1</b>         | <b>0</b>            | <b>0</b>      | <b>1</b>   | <b>4</b>   | <b>0</b>  | <b>0</b>                     | <b>0</b>                  | <b>1</b>                         | <b>1</b>           | <b>1</b>          | <b>100.00%</b>     |

**Canvass Results Report**

Election Day

Run Time 1:51 PM

Run Date 11/16/2022

**CHAMBERS COUNTY, TEXAS**

GENERAL ELECTION

11/8/2022

Page 54

**Official Results**

Registered Voters

15776 of 33248 = 47.45%

**Riceland Municipal Utility District No. 3 Propositon A**

| Precinct      | For      | Against  | Cast Votes | Undervotes | Overvotes | Absentee Voting Ballots Cast | Early Voting Ballots Cast | Election Day Voting Ballots Cast | Total Ballots Cast | Registered Voters | Turnout Percentage |
|---------------|----------|----------|------------|------------|-----------|------------------------------|---------------------------|----------------------------------|--------------------|-------------------|--------------------|
| 4 - MUD 3     | 1        | 0        | 1          | 0          | 0         | 0                            | 0                         | 1                                | 1                  | 1                 | 100.00%            |
| 18 - MUD 3    | 0        | 0        | 0          | 0          | 0         | 0                            | 0                         | 0                                | 0                  | 0                 | 0.00%              |
| <b>Totals</b> | <b>1</b> | <b>0</b> | <b>1</b>   | <b>0</b>   | <b>0</b>  | <b>0</b>                     | <b>0</b>                  | <b>1</b>                         | <b>1</b>           | <b>1</b>          | <b>100.00%</b>     |

**Canvass Results Report**

Election Day

Run Time 1:51 PM

Run Date 11/16/2022

**CHAMBERS COUNTY, TEXAS**

GENERAL ELECTION

11/8/2022

Page 55

**Official Results**

Registered Voters

15776 of 33248 = 47.45%

**Riceland Municipal Utility District No. 3 Propositon B**

| Precinct      | For      | Against  | Cast Votes | Undervotes | Overvotes | Absentee Voting Ballots Cast | Early Voting Ballots Cast | Election Day Voting Ballots Cast | Total Ballots Cast | Registered Voters | Turnout Percentage |
|---------------|----------|----------|------------|------------|-----------|------------------------------|---------------------------|----------------------------------|--------------------|-------------------|--------------------|
| 4 - MUD 3     | 1        | 0        | 1          | 0          | 0         | 0                            | 0                         | 1                                | 1                  | 1                 | 100.00%            |
| 18 - MUD 3    | 0        | 0        | 0          | 0          | 0         | 0                            | 0                         | 0                                | 0                  | 0                 | 0.00%              |
| <b>Totals</b> | <b>1</b> | <b>0</b> | <b>1</b>   | <b>0</b>   | <b>0</b>  | <b>0</b>                     | <b>0</b>                  | <b>1</b>                         | <b>1</b>           | <b>1</b>          | <b>100.00%</b>     |

**Canvass Results Report**

Election Day

Run Time 1:51 PM

Run Date 11/16/2022

**CHAMBERS COUNTY, TEXAS**

GENERAL ELECTION

11/8/2022

Page 56

**Official Results**

Registered Voters

15776 of 33248 = 47.45%

**Riceland Municipal Utility District No. 3 Propositon C**

| Precinct      | For      | Against  | Cast Votes | Undervotes | Overvotes | Absentee Voting Ballots Cast | Early Voting Ballots Cast | Election Day Voting Ballots Cast | Total Ballots Cast | Registered Voters | Turnout Percentage |
|---------------|----------|----------|------------|------------|-----------|------------------------------|---------------------------|----------------------------------|--------------------|-------------------|--------------------|
| 4 - MUD 3     | 1        | 0        | 1          | 0          | 0         | 0                            | 0                         | 1                                | 1                  | 1                 | 100.00%            |
| 18 - MUD 3    | 0        | 0        | 0          | 0          | 0         | 0                            | 0                         | 0                                | 0                  | 0                 | 0.00%              |
| <b>Totals</b> | <b>1</b> | <b>0</b> | <b>1</b>   | <b>0</b>   | <b>0</b>  | <b>0</b>                     | <b>0</b>                  | <b>1</b>                         | <b>1</b>           | <b>1</b>          | <b>100.00%</b>     |



**Canvass Results Report**

Election Day

Run Time 1:51 PM

Run Date 11/16/2022

**CHAMBERS COUNTY, TEXAS**

GENERAL ELECTION

11/8/2022

Page 57

**Official Results**

Registered Voters

15776 of 33248 = 47.45%

**Riceland Municipal Utility District No. 3 Propositon D Operation and Maintenance Tax**

| Precinct      | For      | Against  | Cast Votes | Undervotes | Overvotes | Absentee Voting Ballots Cast | Early Voting Ballots Cast | Election Day Voting Ballots Cast | Total Ballots Cast | Registered Voters | Turnout Percentage |
|---------------|----------|----------|------------|------------|-----------|------------------------------|---------------------------|----------------------------------|--------------------|-------------------|--------------------|
| 4 - MUD 3     | 1        | 0        | 1          | 0          | 0         | 0                            | 0                         | 1                                | 1                  | 1                 | 100.00%            |
| 18 - MUD 3    | 0        | 0        | 0          | 0          | 0         | 0                            | 0                         | 0                                | 0                  | 0                 | 0.00%              |
| <b>Totals</b> | <b>1</b> | <b>0</b> | <b>1</b>   | <b>0</b>   | <b>0</b>  | <b>0</b>                     | <b>0</b>                  | <b>1</b>                         | <b>1</b>           | <b>1</b>          | <b>100.00%</b>     |

# Canvass Results Report

Election Day

Run Time 1:51 PM

Run Date 11/16/2022

## CHAMBERS COUNTY, TEXAS

GENERAL ELECTION

11/8/2022

Page 58

### Official Results

Registered Voters

15776 of 33248 = 47.45%

### Riceland Municipal Utility District No. 2 Confirmation

| Precinct      | For      | Against  | Cast Votes | Undervotes | Overvotes | Absentee Voting Ballots Cast | Early Voting Ballots Cast | Election Day Voting Ballots Cast | Total Ballots Cast | Registered Voters | Turnout Percentage |
|---------------|----------|----------|------------|------------|-----------|------------------------------|---------------------------|----------------------------------|--------------------|-------------------|--------------------|
| 18 - MUD 2    | 1        | 0        | 1          | 0          | 0         | 0                            | 1                         | 0                                | 1                  | 2                 | 50.00%             |
| <b>Totals</b> | <b>1</b> | <b>0</b> | <b>1</b>   | <b>0</b>   | <b>0</b>  | <b>0</b>                     | <b>1</b>                  | <b>0</b>                         | <b>1</b>           | <b>2</b>          | <b>50.00%</b>      |

**Canvass Results Report**

Election Day

Run Time 1:51 PM

Run Date 11/16/2022

**CHAMBERS COUNTY, TEXAS**

GENERAL ELECTION

11/8/2022

Page 59

**Official Results**

Registered Voters  
15776 of 33248 = 47.45%

**Riceland Municipal Utility District No. 2 Directors - Vote for none, one, two, three, four, or five**

| Precinct      | Paula Daniels | Dylan McDowell | Michael Shane Clausen | Ryan Reid | Christopher Harless | Cast Votes | Undervotes | Overvotes | Absentee Voting Ballots Cast | Early Voting Ballots Cast | Election Day Voting Ballots Cast | Total Ballots Cast | Registered Voters | Turnout Percentage |
|---------------|---------------|----------------|-----------------------|-----------|---------------------|------------|------------|-----------|------------------------------|---------------------------|----------------------------------|--------------------|-------------------|--------------------|
| 18 - MUD 2    | 0             | 0              | 0                     | 1         | 0                   | 1          | 4          | 0         | 0                            | 1                         | 0                                | 1                  | 2                 | 50.00%             |
| <b>Totals</b> | <b>0</b>      | <b>0</b>       | <b>0</b>              | <b>1</b>  | <b>0</b>            | <b>1</b>   | <b>4</b>   | <b>0</b>  | <b>0</b>                     | <b>1</b>                  | <b>0</b>                         | <b>1</b>           | <b>2</b>          | <b>50.00%</b>      |

**Canvass Results Report**

Election Day

Run Time 1:51 PM

Run Date 11/16/2022

**CHAMBERS COUNTY, TEXAS**

GENERAL ELECTION

11/8/2022

Page 60

**Official Results**

Registered Voters

15776 of 33248 = 47.45%

**Riceland Municipal Utility District No. 2 Propositon A**

| Precinct      | For      | Against  | Cast Votes | Undervotes | Overvotes | Absentee Voting Ballots Cast | Early Voting Ballots Cast | Election Day Voting Ballots Cast | Total Ballots Cast | Registered Voters | Turnout Percentage |
|---------------|----------|----------|------------|------------|-----------|------------------------------|---------------------------|----------------------------------|--------------------|-------------------|--------------------|
| 18 - MUD 2    | 1        | 0        | 1          | 0          | 0         | 0                            | 1                         | 0                                | 1                  | 2                 | 50.00%             |
| <b>Totals</b> | <b>1</b> | <b>0</b> | <b>1</b>   | <b>0</b>   | <b>0</b>  | <b>0</b>                     | <b>1</b>                  | <b>0</b>                         | <b>1</b>           | <b>2</b>          | <b>50.00%</b>      |

**Canvass Results Report**

Election Day

Run Time 1:51 PM

Run Date 11/16/2022

**CHAMBERS COUNTY, TEXAS**

GENERAL ELECTION

11/8/2022

Page 61

**Official Results**

Registered Voters

15776 of 33248 = 47.45%

**Riceland Municipal Utility District No. 2 Propositon B**

| Precinct      | For      | Against  | Cast Votes | Undervotes | Overvotes | Absentee Voting Ballots Cast | Early Voting Ballots Cast | Election Day Voting Ballots Cast | Total Ballots Cast | Registered Voters | Turnout Percentage |
|---------------|----------|----------|------------|------------|-----------|------------------------------|---------------------------|----------------------------------|--------------------|-------------------|--------------------|
| 18 - MUD 2    | 1        | 0        | 1          | 0          | 0         | 0                            | 1                         | 0                                | 1                  | 2                 | 50.00%             |
| <b>Totals</b> | <b>1</b> | <b>0</b> | <b>1</b>   | <b>0</b>   | <b>0</b>  | <b>0</b>                     | <b>1</b>                  | <b>0</b>                         | <b>1</b>           | <b>2</b>          | <b>50.00%</b>      |

**Canvass Results Report**

Election Day

Run Time 1:51 PM

Run Date 11/16/2022

**CHAMBERS COUNTY, TEXAS**

GENERAL ELECTION

11/8/2022

Page 62

**Official Results**

Registered Voters

15776 of 33248 = 47.45%

**Riceland Municipal Utility District No. 2 Propositon C**

| Precinct      | For      | Against  | Cast Votes | Undervotes | Overvotes | Absentee Voting Ballots Cast | Early Voting Ballots Cast | Election Day Voting Ballots Cast | Total Ballots Cast | Registered Voters | Turnout Percentage |
|---------------|----------|----------|------------|------------|-----------|------------------------------|---------------------------|----------------------------------|--------------------|-------------------|--------------------|
| 18 - MUD 2    | 1        | 0        | 1          | 0          | 0         | 0                            | 1                         | 0                                | 1                  | 2                 | 50.00%             |
| <b>Totals</b> | <b>1</b> | <b>0</b> | <b>1</b>   | <b>0</b>   | <b>0</b>  | <b>0</b>                     | <b>1</b>                  | <b>0</b>                         | <b>1</b>           | <b>2</b>          | <b>50.00%</b>      |

**Canvass Results Report**

Election Day

Run Time 1:51 PM

Run Date 11/16/2022

**CHAMBERS COUNTY, TEXAS**

GENERAL ELECTION

11/8/2022

Page 63

**Official Results**

Registered Voters

15776 of 33248 = 47.45%

**Riceland Municipal Utility District No. 2 Propositon D Operation and Maintenance Tax**

| Precinct      | For      | Against  | Cast Votes | Undervotes | Overvotes | Absentee Voting Ballots Cast | Early Voting Ballots Cast | Election Day Voting Ballots Cast | Total Ballots Cast | Registered Voters | Turnout Percentage |
|---------------|----------|----------|------------|------------|-----------|------------------------------|---------------------------|----------------------------------|--------------------|-------------------|--------------------|
| 18 - MUD 2    | 1        | 0        | 1          | 0          | 0         | 0                            | 1                         | 0                                | 1                  | 2                 | 50.00%             |
| <b>Totals</b> | <b>1</b> | <b>0</b> | <b>1</b>   | <b>0</b>   | <b>0</b>  | <b>0</b>                     | <b>1</b>                  | <b>0</b>                         | <b>1</b>           | <b>2</b>          | <b>50.00%</b>      |

**Canvass Results Report**

Election Day

Run Time 1:51 PM

Run Date 11/16/2022

**CHAMBERS COUNTY, TEXAS**

GENERAL ELECTION

11/8/2022

Page 64

**Official Results**

Registered Voters

15776 of 33248 = 47.45%

**Riceland Municipal Utility District No. 1 Confirmation**

| Precinct      | For      | Against  | Cast Votes | Undervotes | Overvotes | Absentee Voting Ballots Cast | Early Voting Ballots Cast | Election Day Voting Ballots Cast | Total Ballots Cast | Registered Voters | Turnout Percentage |
|---------------|----------|----------|------------|------------|-----------|------------------------------|---------------------------|----------------------------------|--------------------|-------------------|--------------------|
| 4 - MUD 1     | 1        | 0        | 1          | 0          | 0         | 1                            | 0                         | 0                                | 1                  | 1                 | 100.00%            |
| <b>Totals</b> | <b>1</b> | <b>0</b> | <b>1</b>   | <b>0</b>   | <b>0</b>  | <b>1</b>                     | <b>0</b>                  | <b>0</b>                         | <b>1</b>           | <b>1</b>          | <b>100.00%</b>     |



**Canvass Results Report**

Election Day

Run Time 1:51 PM

Run Date 11/16/2022

**CHAMBERS COUNTY, TEXAS**

GENERAL ELECTION

11/8/2022

Page 65

**Official Results**

Registered Voters  
15776 of 33248 = 47.45%

**Riceland Municipal Utility District No. 1 Directors - Vote for none, one, two, three, four, or five**

| Precinct      | William C. Richardson | Johann Thomas Lane | Jerrold King | Debra Fulleylove | Warren Hitchcock | Cast Votes | Undervotes | Overvotes | Absentee Voting Ballots Cast | Early Voting Ballots Cast | Election Day Voting Ballots Cast | Total Ballots Cast | Registered Voters | Turnout Percentage |
|---------------|-----------------------|--------------------|--------------|------------------|------------------|------------|------------|-----------|------------------------------|---------------------------|----------------------------------|--------------------|-------------------|--------------------|
| 4 - MUD 1     | 1                     | 1                  | 1            | 1                | 1                | 5          | 0          | 0         | 1                            | 0                         | 0                                | 1                  | 1                 | 100.00%            |
| <b>Totals</b> | <b>1</b>              | <b>1</b>           | <b>1</b>     | <b>1</b>         | <b>1</b>         | <b>5</b>   | <b>0</b>   | <b>0</b>  | <b>1</b>                     | <b>0</b>                  | <b>0</b>                         | <b>1</b>           | <b>1</b>          | <b>100.00%</b>     |

**Canvass Results Report**

Election Day

Run Time 1:51 PM

Run Date 11/16/2022

**CHAMBERS COUNTY, TEXAS**

GENERAL ELECTION

11/8/2022

Page 66

**Official Results**

Registered Voters

15776 of 33248 = 47.45%

**Riceland Municipal Utility District No. 1 Propositon A**

| Precinct      | For      | Against  | Cast Votes | Undervotes | Overvotes | Absentee Voting Ballots Cast | Early Voting Ballots Cast | Election Day Voting Ballots Cast | Total Ballots Cast | Registered Voters | Turnout Percentage |
|---------------|----------|----------|------------|------------|-----------|------------------------------|---------------------------|----------------------------------|--------------------|-------------------|--------------------|
| 4 - MUD 1     | 1        | 0        | 1          | 0          | 0         | 1                            | 0                         | 0                                | 1                  | 1                 | 100.00%            |
| <b>Totals</b> | <b>1</b> | <b>0</b> | <b>1</b>   | <b>0</b>   | <b>0</b>  | <b>1</b>                     | <b>0</b>                  | <b>0</b>                         | <b>1</b>           | <b>1</b>          | <b>100.00%</b>     |

**Canvass Results Report**

Election Day

Run Time 1:51 PM

Run Date 11/16/2022

**CHAMBERS COUNTY, TEXAS**

GENERAL ELECTION

11/8/2022

Page 67

**Official Results**

Registered Voters

15776 of 33248 = 47.45%

**Riceland Municipal Utility District No. 1 Proposition B**

| Precinct      | For      | Against  | Cast Votes | Undervotes | Overvotes | Absentee Voting Ballots Cast | Early Voting Ballots Cast | Election Day Voting Ballots Cast | Total Ballots Cast | Registered Voters | Turnout Percentage |
|---------------|----------|----------|------------|------------|-----------|------------------------------|---------------------------|----------------------------------|--------------------|-------------------|--------------------|
| 4 - MUD 1     | 1        | 0        | 1          | 0          | 0         | 1                            | 0                         | 0                                | 1                  | 1                 | 100.00%            |
| <b>Totals</b> | <b>1</b> | <b>0</b> | <b>1</b>   | <b>0</b>   | <b>0</b>  | <b>1</b>                     | <b>0</b>                  | <b>0</b>                         | <b>1</b>           | <b>1</b>          | <b>100.00%</b>     |

**Canvass Results Report**

Election Day

Run Time 1:51 PM

Run Date 11/16/2022

**CHAMBERS COUNTY, TEXAS**

GENERAL ELECTION

11/8/2022

Page 68

**Official Results**

Registered Voters  
15776 of 33248 = 47.45%

**Riceland Municipal Utility District No. 1 Proposition C**

| Precinct      | For      | Against  | Cast Votes | Undervotes | Overvotes | Absentee Voting Ballots Cast | Early Voting Ballots Cast | Election Day Voting Ballots Cast | Total Ballots Cast | Registered Voters | Turnout Percentage |
|---------------|----------|----------|------------|------------|-----------|------------------------------|---------------------------|----------------------------------|--------------------|-------------------|--------------------|
| 4 - MUD 1     | 1        | 0        | 1          | 0          | 0         | 1                            | 0                         | 0                                | 1                  | 1                 | 100.00%            |
| <b>Totals</b> | <b>1</b> | <b>0</b> | <b>1</b>   | <b>0</b>   | <b>0</b>  | <b>1</b>                     | <b>0</b>                  | <b>0</b>                         | <b>1</b>           | <b>1</b>          | <b>100.00%</b>     |

**Canvass Results Report**

Election Day

Run Time 1:51 PM

Run Date 11/16/2022

**CHAMBERS COUNTY, TEXAS**

GENERAL ELECTION

11/8/2022

Page 69

**Official Results**

Registered Voters

15776 of 33248 = 47.45%

**Riceland Municipal Utility District No. 1 Propositon D Operation and Maintenance Tax**

| Precinct      | For      | Against  | Cast Votes | Undervotes | Overvotes | Absentee Voting Ballots Cast | Early Voting Ballots Cast | Election Day Voting Ballots Cast | Total Ballots Cast | Registered Voters | Turnout Percentage |
|---------------|----------|----------|------------|------------|-----------|------------------------------|---------------------------|----------------------------------|--------------------|-------------------|--------------------|
| 4 - MUD 1     | 1        | 0        | 1          | 0          | 0         | 1                            | 0                         | 0                                | 1                  | 1                 | 100.00%            |
| <b>Totals</b> | <b>1</b> | <b>0</b> | <b>1</b>   | <b>0</b>   | <b>0</b>  | <b>1</b>                     | <b>0</b>                  | <b>0</b>                         | <b>1</b>           | <b>1</b>          | <b>100.00%</b>     |

**Canvass Results Report**

Election Day

Run Time 1:51 PM

Run Date 11/16/2022

**CHAMBERS COUNTY, TEXAS**

GENERAL ELECTION

11/8/2022

Page 70

**Official Results**

**Registered Voters**





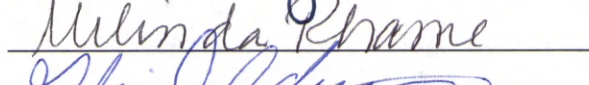

15776 of 33248 = 47.45%

\*\*\* End of report \*\*\*

**Chambers County, Texas**  
**November 8th Joint General Election**

**CANVAS REPORTS**

WE, THE UNDERSIGNED OFFICIALS OF THE CENTRAL COUNTING STATION, DO HEREBY CERTIFY THAT THE ABOVE RESULTS IS A TRUE AND CORRECT RETURN FOR SAID CANVAS REPORT.

|   |                                 |
|---|---------------------------------|
|    | Presiding Judge                 |
|    | Station Manager                 |
|    | Tabulation Supervisor           |
|   | Alternate Presiding Judge       |
|  | Alternate Station Manager       |
|  | Alternate Tabulation Supervisor |